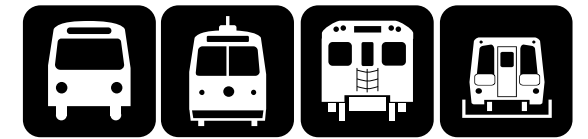




TORONTO TRANSIT COMMISSION



Service Summary

June 20, 2010
to
September 4, 2010

Available Online



SERVICE SUMMARY – Introduction

This is a summary of all transit service operated by the Toronto Transit Commission for the period indicated. All rapid transit, streetcar, bus, and community bus routes and services are listed. The summary identifies the routes, gives the names and destinations, the garage or carhouse from which the service is operated, the characteristics of the service, and the times of the first and last trips on each route. The headway operated on each route is shown, together with the combined or average headway on the route, if more than one branch is operated. The number and type of vehicles operated on the route are listed, as well as the round-trip driving time, the total terminal time, and the average speed of the route (driving time only, not including terminal time).

The first and last trip times shown are the departure times for the first or last trip which covers the entire branch. In some cases, earlier or later trips are operated which cover only part of the routing, and the times for these trips are not shown.

Additional notes are shown for routes which interline with other routes, which are temporarily operating over different routings, or which are temporarily operating with buses instead of streetcars.

Headways are shown in minutes and seconds. Running times and terminal times are shown in minutes. Distances are shown in kilometres, and speeds are shown in kilometres per hour.

The map on the cover is a current map of the TTC route network for the period covered by this summary.

At the end of the document is a summary of the number of vehicles and trains operated, by time period, a list of all TTC routes (in alphabetical order, in numerical order, and grouped by division), a list of all connections at rapid transit stations, and a list of transit vehicles.

This document is available the [ttc.ca](http://www3.ttc.ca) Internet web site at:

http://www3.ttc.ca/About_the_TTC/Transit_planning.jsp

and on the internal TTC Intranet (TTC computers only) at:

<http://home.ttc.ca/serviceplanning/> then "Route and System Information"

TTC board periods in 2010

January 3 to February 13, 2010

February 14 to March 27, 2010

March 28 to May 8, 2010

May 9 to June 19, 2010

June 20 to July 31, 2010

August 1 to September 4, 2010

September 5 to October 9, 2010

October 10 to November 20, 2010

November 21 to December 18, 2010

December 19, 2010 to January 1, 2011

Abbreviations

Avg spd..... Average speed (km/h)	NB	Northbound
Dep	SB	Southbound
RT	EB	Eastbound
Term	WB.....	Westbound
Veh type ... Vehicle type	&	Accessible service

Division abbreviations

Arw..... Arrow Road	Mal	Malvern	Rus	Russell
Bir	MtD	Mount Dennis	Wil	Wilson Bus
DanSub	Qsy	Queensway	WilSub	Wilson Subway
Egl	Ron.....	Roncesvalles	W-T	Wheel-Trans

Vehicle abbreviations

6carHT	Six-car train of H- or T-series 23-metre subway cars
4carT.....	Four-car train of T-series 23-metre subway cars
4carS.....	Four-car train of S-series 13-metre Scarborough RT cars
CLRV	15-metre high-floor streetcar (<i>Canadian Light Rail Vehicle</i>)
ALRV	Articulated 23-metre high-floor streetcar (<i>Articulated Light Rail Vehicle</i>)
LF.....	12-metre low-floor accessible bus (<i>New Flyer D40LF, Orion VII</i>)
Lift	12-metre high-floor lift-equipped accessible bus (<i>Orion V with lift and Nova RTS with lift</i>)
HF	12-metre high-floor bus (<i>GM "New Look," GM/MCI Classic, and Orion V</i>)
CB	8-metre low-floor accessible Community Bus (<i>Orion II</i>)

Time period definitions

Service is shown by time period. The approximate times for these periods are listed below. Some variation exists between routes, and these times should be used as a guide only.

MONDAY TO FRIDAY	SATURDAY and SUNDAY		
Morning peak period	600a to 900a	Early morning	600a to 800a
Midday	900a to 300p	Morning	800a to 1200noon
Afternoon peak period.....	300p to 700p	Afternoon	1200noon to 700p
Early evening	700p to 1000p	Early evening	700p to 1000p
Late evening	1000p to 100a	Late evening	1000p to 100a
Overnight.....	200a to 500a	Overnight	200a to 500a (900a Sundays)

Holiday service in 2010

New Year's Day, Friday, Jan. 1, 2010	Sunday service	Labour Day, Monday, September 6	Holiday service
Family Day, Monday, February 15.....	Holiday service	Thanksgiving Day, Monday, Oct. 11	Holiday service
Good Friday, Friday, April 2	Holiday service	Christmas Day, Saturday, Dec. 25	Sunday service
Victoria Day, Monday, May 24.....	Holiday service	Boxing Day, Sunday, December 26	Sunday service
Canada Day, Thursday, July 1	Holiday service	Monday, December 27, 2010.....	Holiday service
Simcoe Day, Monday, August 2	Holiday service	New Year's Day, Saturday, Jan. 1, 2011.	Sunday service

"Holiday service" means that routes which operate on Sundays will operate at the same levels of service as on Sundays, but service will start earlier in the morning, at about the same time as on Saturdays.



SERVICE SUMMARY

June 20 to July 31, 2010

TORONTO TRANSIT COMMISSION

Route	RT dist (km) and date of last change	No. of Veh	Service interval	Run time (min)	Term time (min)	Avg spd (km/h)	No. of Veh	Service interval	Run time (min)	Term time (min)	Avg spd (km/h)	No. of Veh	Service interval	Run time (min)	Term time (min)	Avg spd (km/h)	No. of Veh	Service interval	Run time (min)	Term time (min)	Avg spd (km/h)	No. of Veh	Service interval	Run time (min)	Term time (min)	Avg spd (km/h)	First dep NB or WB	First dep SB or EB	Last dep NB or WB	Last dep SB or EB					
RAPID TRANSIT SERVICES																																			
2 BLOOR-DANFORTH &	DanSub																																		
Monday to Friday	21-Jun-10	Monday-Friday morning peak period				Monday-Friday midday				Monday-Friday afternoon peak period				Monday-Friday early evening				Monday-Friday late evening																	
2 Kipling Stn – Kennedy Stn	52.46	6carHT	35	2 ' 53 "	101	0	31.2	6carHT	22	4 ' 39 "	102	0	30.8	6carHT	34	2 ' 57 "	100	0	31.4	6carHT	24	4 ' 04 "	98	0	32.3	6carHT	20	4 ' 52 "	97	0	32.4	546a	541a	131a	131a
Saturday	19-May-07	Saturday early morning				Saturday morning				Saturday afternoon				Saturday early evening				Saturday late evening																	
2 Kipling Stn – Kennedy Stn	52.46	6carHT	20	4 ' 52 "	97	0	32.3	6carHT	20	4 ' 52 "	97	0	32.3	6carHT	21	4 ' 43 "	99	0	31.8	6carHT	20	4 ' 52 "	97	0	32.3	6carHT	20	4 ' 52 "	97	0	32.3	548a	548a	131a	131a
Sunday	13-May-07	Sunday morning				Sunday afternoon				Sunday early evening				Sunday late evening																					
2 Kipling Stn – Kennedy Stn	52.46	6carHT	20	4 ' 52 "	97	0	32.3	6carHT	20	4 ' 52 "	97	0	32.3	6carHT	20	4 ' 52 "	97	0	32.3	6carHT	20	4 ' 52 "	97	0	32.3	6carHT	20	4 ' 52 "	97	0	32.3	848a	848a	131a	131a
300 BLOOR-DANFORTH &	MtD/Bir/Egl/Qsy																																		
Overnight, 7 days a week	10-May-09	Monday-Friday overnight				Saturday overnight				Sunday overnight				Sunday Morning																					
300 West Mall – Warden	50.95	LF	4	30 ' 00 "	120	0	25.5	LF	4	30 ' 00 "	120	0	25.5	LF	4	30 ' 00 "	120	0	25.5	LF	9	13 ' 30 "	120	1	25.5										
300A Pearson Airport – Warden	75.97	LF	5	30 ' 00 "	150	0	30.4	LF	5	30 ' 00 "	150	0	30.4	LF	5	30 ' 00 "	150	0	30.4	LF	11	13 ' 30 "	140	8	32.5										
Combined/Average			9	15 ' 00 "				9	15 ' 00 "				9	15 ' 00 "				20	6 ' 45 "																
3 SCARBOROUGH RT &	DanSub																																		
Monday to Friday	21-Jun-10	Monday-Friday morning peak period				Monday-Friday midday				Monday-Friday afternoon peak period				Monday-Friday early evening				Monday-Friday late evening																	
3 Kennedy Stn – McCowan Stn	12.81	4carS	6	3 ' 50 "	23	0	33.4	4carS	4	5 ' 45 "	23	0	33.4	4carS	6	3 ' 50 "	23	0	33.4	4carS	4	5 ' 45 "	23	0	33.4	4carS	4	5 ' 45 "	23	0	33.4	545a	601a	124a	135a
Saturday	26-Jun-10	Saturday early morning				Saturday morning				Saturday afternoon				Saturday early evening				Saturday late evening																	
3 Kennedy Stn – McCowan Stn	12.81	4carS	4	5 ' 45 "	23	0	33.4	4carS	4	5 ' 45 "	23	0	33.4	4carS	4	5 ' 45 "	23	0	33.4	4carS	4	5 ' 45 "	23	0	33.4	4carS	4	5 ' 45 "	23	0	33.4	553a	608a	124a	135a
Sunday	20-Jun-10	Sunday morning				Sunday afternoon				Sunday early evening				Sunday late evening																					
3 Kennedy Stn – McCowan Stn	12.81	4carS	4	5 ' 45 "	23	0	33.4	4carS	4	5 ' 45 "	23	0	33.4	4carS	4	5 ' 45 "	23	0	33.4	4carS	4	5 ' 45 "	23	0	33.4	4carS	4	5 ' 45 "	23	0	33.4	855a	907a	124a	135a
McCowan to Kennedy is WB; Kennedy to McCowan is EB																																			
4 SHEPPARD SUBWAY &	WilSub																																		
Monday to Friday	25-Nov-02	Monday-Friday morning peak period				Monday-Friday midday				Monday-Friday afternoon peak period				Monday-Friday early evening				Monday-Friday late evening																	
4 Sheppard-Yonge Stn – Don Mills Stn	10.94	4carT	4	5 ' 30 "	22	0	29.8	4carT	4	5 ' 30 "	22	0	29.8	4carT	4	5 ' 30 "	22	0	29.8	4carT	4	5 ' 30 "	22	0	29.8	4carT	4	5 ' 30 "	22	0	29.8	531a	542a	225a	214a
Saturday	30-Nov-02	Saturday early morning				Saturday morning				Saturday afternoon				Saturday early evening				Saturday late evening																	
4 Sheppard-Yonge Stn – Don Mills Stn	10.94	4carT	4	5 ' 30 "	22	0	29.8	4carT	4	5 ' 30 "	22	0	29.8	4carT	4	5 ' 30 "	22	0	29.8	4carT	4	5 ' 30 "	22	0	29.8	4carT	4	5 ' 30 "	22	0	29.8	547a	558a	225a	214a
Sunday	24-Nov-02	Sunday morning				Sunday afternoon				Sunday early evening				Sunday late evening																					
4 Sheppard-Yonge Stn – Don Mills Stn	10.94	4carT	4	5 ' 30 "	22	0	29.8	4carT	4	5 ' 30 "	22	0	29.8	4carT	4	5 ' 30 "	22	0	29.8	4carT	4	5 ' 30 "	22	0	29.8	4carT	4	5 ' 30 "	22	0	29.8	849a	900a	225a	214a



SERVICE SUMMARY

June 20 to July 31, 2010

TORONTO TRANSIT COMMISSION

Route	RT dist (km) and date of last change	No. of Veh	Service interval	Run time (min)	Term time (min)	Avg spd (km/h)	Veh type	No. of Veh	Service interval	Run time (min)	Term time (min)	Avg spd (km/h)	Veh type	No. of Veh	Service interval	Run time (min)	Term time (min)	Avg spd (km/h)	Veh type	No. of Veh	Service interval	Run time (min)	Term time (min)	Avg spd (km/h)	First dep NB or WB	First dep SB or EB	Last dep NB or WB	Last dep SB or EB							
1 YONGE-UNIVERSITY-SPADINA SUBWAY &																																			
Temporary late evening closure for tunnel liner replacement, Sunday to Friday. Trains replaced by buses north of Eglinton Station after approximately 12:30 a.m.																																			
Monday to Friday																																			
Monday-Friday morning peak period																																			
1 Finch Stn – Downsview Stn	60.45	6carHT	25	4' 42"	118	0	30.9	6carHT	29	4' 04"	118	0	30.7	6carHT	43	2' 46"	119	0	30.5	6carHT	27	4' 15"	115	0	31.6	6carHT	23	4' 52"	112	0	32.4	603a	540a	1141p	1215a
1 Finch Stn – St Clair West Stn	45.06	6carHT	19	4' 42"	89	0	30.3																												
Gap Trains																																			
1 Eglinton Stn – Downsview Stn	43.46	6carHT	2	Gap Trains																															
1 Eglinton Stn – Finch Stn replacement bus	22.49																																		
Combined/Average																																			
46 2' 21"																																			
29 4' 04"																																			
43 2' 46"																																			
27 4' 15"																																			
6carHT 18 4' 52" 88 0 29.8																																			
LF 18 3' 00" 54 0 25.0																																			
1213a 1208a 210a 150a																																			
Saturday																																			
Saturday early morning																																			
1 Finch Stn – Downsview Stn	60.45	6carHT	23	4' 52"	112	0	32.4	6carHT	28	4' 03"	113	0	32.0	6carHT	28	4' 03"	113	0	32.0	6carHT	23	4' 52"	112	0	32.4	6carHT	23	4' 52"	112	0	32.4	600a	557a	118a	116a
Saturday morning																																			
Saturday afternoon																																			
Saturday early evening																																			
Saturday late evening																																			
Sunday																																			
Sunday morning																																			
Sunday afternoon																																			
Sunday early evening																																			
Sunday late evening																																			
1 Finch Stn – Downsview Stn	60.45	6carHT	23	4' 52"	112	0	32.4	6carHT	23	4' 52"	112	0	32.4	6carHT	23	4' 52"	112	0	32.4	6carHT	23	4' 52"	112	0	32.4	6carHT	23	4' 52"	112	0	32.4	900a	857a	1141p	1215a
1 Eglinton Stn – Downsview Stn	43.46	6carHT	18	4' 52"	88	0	29.8																												
1 Eglinton Stn – Finch Stn replacement bus	22.49	LF	12	4' 30"	54	0	25.0																												
1213a 1208a 210a 150a																																			
Finch to Downsview is SB; Downsview to Finch is NB																																			
320 YONGE &																																			
Egl/MtD/Wil																																			
Overnight, 7 days a week																																			
Monday-Friday overnight																																			
320 Queens Quay – Steeles	36.19	LF	6	15' 00"	90	0	24.1	LF	6	15' 00"	90	0	24.1	LF	6	15' 00"	90	0	24.1																
Additional service operates 130a to 300a and 500a to 600a																																			
Saturday overnight																																			
Sunday overnight																																			
Additional service operates 130a to 300a and 500a to 600a																																			



SERVICE SUMMARY

June 20 to July 31, 2010

TORONTO TRANSIT COMMISSION

Route	RT dist (km) and date of last change	No. of					Run time					Term time					Avg spd					First dep NB or WB	First dep SB or EB	Last dep NB or WB	Last dep SB or EB
		Veh type	Veh	Service interval	(min)	(min)	(km/h)	Veh type	Veh	Service interval	(min)	(min)	(km/h)	Veh type	Veh	Service interval	(min)	(min)	(km/h)	Veh type	Veh				

STREETCAR SERVICES

511 BATHURST		Monday-Friday morning peak period					Monday-Friday midday					Monday-Friday afternoon peak period					Monday-Friday early evening					Monday-Friday late evening													
511 Bathurst Stn – Exhibition	9.41	CLR	9	5' 00"	41	4	13.8	CLR	10	4' 45"	42	6	13.4	CLR	10	4' 45"	42	6	13.4	CLR	6	7' 00"	40	2	14.1	CLR	6	7' 00"	39	3	14.5	520a	520a	130a	127a
Saturday		Saturday early morning					Saturday morning					Saturday afternoon					Saturday early evening					Saturday late evening													
511 Bathurst Stn – Exhibition	9.41	CLR	7	6' 00"	40	2	14.1	CLR	8	5' 30"	40	4	14.1	CLR	8	5' 30"	40	4	14.1	CLR	7	6' 30"	39	7	14.7	CLR	7	6' 30"	39	7	14.7	523a	501a	130a	127a
Sunday		Sunday morning					Sunday afternoon					Sunday early evening					Sunday late evening																		
511 Bathurst Stn – Exhibition	9.41	ALR	6	7' 30"	39	6	14.5	ALR	7	6' 30"	39	7	14.5	ALR	7	6' 30"	39	7	14.7	ALR	6	7' 00"	39	3	14.5	ALR	6	7' 00"	39	3	14.5	850a	828a	130a	127a
																				Overnight service on Bathurst Street provided by 310 BATHURST															

506 CARLTON		Monday-Friday morning peak period					Monday-Friday midday					Monday-Friday afternoon peak period					Monday-Friday early evening					Monday-Friday late evening													
506 High Park – Main Street Stn	29.63	CLR	30	4' 00"	117	3	15.2	CLR	24	5' 00"	120	0	14.8	CLR	25	5' 00"	123	2	14.5	CLR	15	8' 00"	117	3	15.2	CLR	11	10' 00"	106	4	16.8	530a	512a	1207a	100a
Saturday		Saturday early morning					Saturday morning					Saturday afternoon					Saturday early evening					Saturday late evening													
506 High Park – Main Street Stn	29.63	CLR	14	7' 09"	100	0	17.8	CLR	18	6' 15"	110	3	16.2	CLR	21	6' 00"	123	3	14.5	CLR	13	8' 30"	110	0	16.1	CLR	11	10' 00"	106	4	16.8	543a	515a	1207a	100a
Sunday		Sunday early morning					Sunday morning					Sunday afternoon					Sunday early evening					Sunday late evening													
506 High Park – Main Street Stn	29.63	CLR	9	10' 00"	90	0	19.8	CLR	14	7' 00"	95	3	18.7	CLR	18	6' 30"	115	2	15.5	CLR	10	11' 00"	110	0	16.2	CLR	9	11' 00"	99	0	18.0	530a	530a	1207a	1256a

306 CARLTON		Monday-Friday overnight					Saturday overnight					Sunday overnight															
506 Dundas West Stn – Main Street Stn	29.63	CLR	3	30' 00"	90	0	19.8	CLR	3	30' 00"	90	0	19.8	CLR	3	30' 00"	90	0	19.8								

502 DOWNTOWNER and 503 KINGSTON RD		Monday-Friday morning peak period					Monday-Friday midday					Monday-Friday afternoon peak period					Monday-Friday early evening					Monday-Friday late evening													
502 McCaul – Victoria Park	18.76	HF	7	12' 00"	84	0	13.4	HF	4	20' 00"	80	0	14.1	HF	7	12' 00"	84	0	13.4						521a	601a	554p	634p							
503 York – Victoria Park	17.94	HF	6	12' 00"	72	0	15.0						HF	6	12' 00"	72	0	15.0						627a	701a	839a	913a								
Combined/Average		13 6' 00"										13 6' 00"										324p	404p	548p	622p										
																				Evening and weekend service on Kingston Road provided by 22 COXWELL.															
																				Overnight service on Kingston Road provided by 322 COXWELL.															

505 DUNDAS		Monday-Friday morning peak period					Monday-Friday midday					Monday-Friday afternoon peak period					Monday-Friday early evening					Monday-Friday late evening													
505 Dundas West Stn – Broadview Stn	21.47	CLR	16	6' 15"	94	6	13.7	CLR	19	5' 30"	96	8	13.4	CLR	18	6' 00"	100	8	12.9	CLR	11	8' 00"	83	5	15.5	CLR	6	14' 00"	78	6	16.5	520a	520a	1252a	1249a
Saturday		Saturday early morning					Saturday morning					Saturday afternoon					Saturday early evening					Saturday late evening													
505 Dundas West Stn – Broadview Stn	21.47	CLR	9	10' 00"	84	6	15.3	CLR	18	6' 00"	104	4	12.4	CLR	24	4' 45"	105	9	12.3	CLR	8	12' 00"	91	5	14.2	CLR	6	14' 00"	78	6	16.5	527a	536a	1251a	1251a
Sunday		Sunday early morning					Sunday morning					Sunday afternoon					Sunday early evening					Sunday late evening													
505 Dundas West Stn – Broadview Stn	21.47	CLR	4	20' 00"	80	0	16.1	CLR	12	8' 00"	92	4	14.0	CLR	18	5' 40"	94	8	13.7	CLR	8	12' 00"	91	5	14.2	CLR	6	14' 00"	78	6	16.5	530a	530a	1246a	1249a



SERVICE SUMMARY

June 20 to July 31, 2010

TORONTO TRANSIT COMMISSION

Route	RT dist (km) and date of last change	No. of Veh	Service interval	Run time (min)	Term time (min)	Avg spd (km/h)	No. of Veh	Service interval	Run time (min)	Term time (min)	Avg spd (km/h)	No. of Veh	Service interval	Run time (min)	Term time (min)	Avg spd (km/h)	No. of Veh	Service interval	Run time (min)	Term time (min)	Avg spd (km/h)	No. of Veh	Service interval	Run time (min)	Term time (min)	Avg spd (km/h)	First dep NB or WB	First dep SB or EB	Last dep NB or WB	Last dep SB or EB					
August 1 to September 4, 2010		Due to City of Toronto water main construction, service is diverted via College between Bathurst and Spadina.																																	
Monday to Friday		Monday-Friday morning peak period				Monday-Friday midday				Monday-Friday afternoon peak period				Monday-Friday early evening				Monday-Friday late evening																	
505 Dundas West Stn – Broadview Stn	22.0	CLRV	16	6' 45"	102	6	12.9	CLRV	19	5' 45"	104	5	12.7	CLRV	18	6' 15"	108	5	12.2	CLRV	11	8' 45"	91	5	14.5	CLRV	6	15' 00"	84	6	15.7	520a	520a	1252a	1249a
Saturday		Saturday early morning				Saturday morning				Saturday afternoon				Saturday early evening				Saturday late evening																	
505 Dundas West Stn – Broadview Stn	22.0	CLRV	9	10' 00"	88	2	15.0	CLRV	18	6' 30"	112	5	11.8	CLRV	24	5' 00"	113	7	11.7	CLRV	8	13' 00"	99	5	13.3	CLRV	6	15' 00"	84	6	15.7	527a	536a	1251a	1251a
Sunday		Sunday early morning				Sunday morning				Sunday afternoon				Sunday early evening				Sunday late evening																	
505 Dundas West Stn – Broadview Stn	22.0	CLRV	4	22' 00"	86	2	15.3	CLRV	12	8' 40"	100	4	13.2	CLRV	18	6' 00"	102	6	12.9	CLRV	8	13' 00"	99	5	13.3	CLRV	6	15' 00"	84	6	15.7	530a	530a	1246a	1249a
509 HARBOURFRONT		Ron																																	
Monday to Friday		Monday-Friday morning peak period				Monday-Friday midday				Monday-Friday afternoon peak period				Monday-Friday early evening				Monday-Friday late evening																	
509 Exhibition – Union Station	9.30	CLRV	6	6' 30"	36	3	15.5	CLRV	6	6' 30"	36	3	15.5	CLRV	6	7' 00"	36	6	15.5	CLRV	6	6' 30"	34	5	16.4	CLRV	5	7' 30"	32	6	17.4	603a	548a	116a	100a
Saturday		Saturday early morning				Saturday morning				Saturday afternoon				Saturday early evening				Saturday late evening																	
509 Exhibition – Union Station	9.30	CLRV	3	12' 00"	32	4	17.4	CLRV	7	6' 00"	36	6	15.5	CLRV	9	4' 30"	36	5	15.5	CLRV	6	6' 40"	36	4	15.5	CLRV	5	7' 40"	34	5	16.5	610a	555a	116a	100a
Sunday		Sunday morning				Sunday afternoon				Sunday early evening				Sunday late evening																					
509 Exhibition – Union Station	9.30	CLRV	6	6' 40"	36	4	15.5	CLRV	8	5' 00"	36	4	15.5	CLRV	5	7' 40"	36	2	15.5	CLRV	5	7' 40"	34	5	16.5	CLRV	5	7' 40"	34	5	16.5	900a	845a	116a	100a
504 KING		Ron/Rus/Qsy																																	
Monday to Friday		Temporary routing change - City of Toronto water main replacement on Roncesvalles between Dundas & Queen and on King between Queen & Close.																																	
Monday to Friday		Monday-Friday morning peak period				Monday-Friday midday				Monday-Friday afternoon peak period				Monday-Friday early evening				Monday-Friday late evening																	
504 Roncesvalles & Queen – Broadview Stn	22.30	CLRV	25	4' 00"	98	2	13.7	CLRV	23	4' 15"	94	4	14.2	CLRV	34	3' 20"	108	6	12.4	CLRV	17	5' 30"	89	5	15.0	CLRV	12	7' 00"	82	2	16.3	500a	506a	205a	215a
504 Roncesvalles & Queen – Broadview Stn	22.30	ALRV	7	trips																															
504 Roncesvalles & Queen – Broadview Stn	22.30	CLRV	4	trips																															
Combined/Average		36																																	
504 Dundas West Stn – Strachan	10.31	HF	13	3' 45"	47	2	13.2	HF	9	5' 00"	45	0	13.7	HF	15	3' 20"	47	3	13.2	HF	8	5' 30"	44	0	14.1	HF	6	7' 00"	42	0	14.7	516a	457a	229a	208a
See also 508 LAKE SHORE																																			
Saturday		Saturday early morning				Saturday morning				Saturday afternoon				Saturday early evening				Saturday late evening																	
504 Roncesvalles & Queen – Broadview Stn	22.30	CLRV	9	10' 00"	87	3	15.4	CLRV	11	8' 20"	91	1	14.7	CLRV	15	6' 15"	91	3	14.7	CLRV	10	8' 00"	80	0	16.7	CLRV	9	9' 00"	78	3	17.2	500a	459a	230a	259a
504 Dundas West Stn – Strachan	10.31	HF	4	10' 00"	40	0	15.5	HF	5	9' 00"	43	2	14.4	HF	7	6' 30"	43	3	14.4	HF	4	10' 00"	40	0	15.5	HF	4	10' 00"	40	0	15.5	510a	450a	300a	245a
Sunday		Sunday early morning				Sunday morning				Sunday afternoon				Sunday early evening				Sunday late evening																	
504 Roncesvalles & Queen – Broadview Stn	22.30	CLRV	6	15' 00"	82	8	16.3	CLRV	13	7' 00"	88	3	15.2	CLRV	15	6' 15"	89	5	15.0	CLRV	9	9' 00"	80	1	16.7	CLRV	8	10' 00"	79	1	16.9	520a	528a	220a	229a
504 Dundas West Stn – Strachan	10.31	HF	3	15' 00"	40	5	15.5	HF	6	7' 30"	43	2	14.4	HF	7	6' 30"	43	3	14.4	HF	4	10' 00"	40	0	15.5	HF	4	10' 00"	40	0	15.5	531a	511a	240a	220a
Overnight service on Roncesvalles Avenue provided by 313 JANE and overnight service on Broadview Avenue provided by 303 DON MILLS																																			
503 KINGSTON RD		Mal																																	
503 York – Victoria Park		See 502 DOWNTOWNER																																	
508 LAKE SHORE		Ron																																	
Monday to Friday		Monday-Friday morning peak period				Monday-Friday afternoon peak period																													
508 Long Branch – Parliament	18.80	CLRV	3	Three EB trips																															
508 Church – Long Branch	17.40	CLRV	4	Four WB trips																															



SERVICE SUMMARY

June 20 to July 31, 2010

TORONTO TRANSIT COMMISSION

Route	RT dist (km) and date of last change	No. of					Run time					Term time					Avg spd					First dep NB or WB	First dep SB or EB	Last dep NB or WB	Last dep SB or EB										
		Veh type	Veh	Service interval	(min)	(min)	(km/h)	Veh type	Veh	Service interval	(min)	(min)	(km/h)	Veh type	Veh	Service interval	(min)	(min)	(km/h)	Veh type	Veh					Service interval	(min)	(min)	(km/h)						
501 QUEEN	Ron/Rus																																		
Monday to Friday	21-Jun-10	Monday-Friday morning peak period					Monday-Friday midday					Monday-Friday afternoon peak period					Monday-Friday early evening					Monday-Friday late evening													
501 Long Branch – Neville Park	48.86	ALRV	16	11 ' 30 "	180	4	16.3	ALRV	17	11 ' 45 "	184	16	15.9	ALRV	17	12 ' 00 "	190	14	15.4	ALRV	14	13 ' 30 "	185	4	15.8	ALRV	8	20 ' 00 "	160	0	18.3	510a	523a	1245a	1245a
501 Humber – Neville Park	33.31	ALRV	12	11 ' 30 "	130	8	15.4	ALRV	12	11 ' 45 "	136	5	14.7	ALRV	12	12 ' 00 "	138	6	14.5	ALRV	11	13 ' 30 "	136	13	14.7	ALRV	6	20 ' 00 "	116	4	17.2	457a	500a	1255a	1257a
Combined/Average			28	5 ' 45 "					29	5 ' 53 "					29	6 ' 00 "					25	6 ' 45 "					14	10 ' 00 "							
Saturday	15-May-10	Saturday early morning					Saturday morning					Saturday afternoon					Saturday early evening					Saturday late evening													
501 Long Branch – Neville Park	48.86	ALRV	11	15 ' 00 "	155	10	18.9	ALRV	15	12 ' 30 "	176	12	16.7	ALRV	23	8 ' 40 "	188	12	15.6	ALRV	14	13 ' 00 "	170	12	17.2	ALRV	9.5	18 ' 00 "	160	11	18.3	457a	526a	1248a	1229a
501 Humber – Neville Park	33.31	ALRV	8	15 ' 00 "	110	10	18.2	ALRV	11	12 ' 30 "	126	11	15.8	ALRV	17	8 ' 40 "	136	12	14.7	ALRV	10	13 ' 00 "	122	8	16.4	ALRV	6.5	18 ' 00 "	115	2	17.4	521a	500a	1257a	100a
Combined/Average			19	7 ' 30 "					26	6 ' 15 "					40	4 ' 20 "					24	6 ' 30 "					16	9 ' 00 "							
Sunday	09-May-10	Sunday early morning					Sunday morning					Sunday afternoon					Sunday early evening					Sunday late evening													
501 Long Branch – Neville Park	48.86	ALRV	8	20 ' 00 "	156	4	18.8	ALRV	11	16 ' 00 "	166	10	17.7	ALRV	17	11 ' 00 "	174	13	16.8	ALRV	10	18 ' 00 "	170	10	17.2	ALRV	9	19 ' 00 "	158	13	18.6	457a	526a	1242a	1239a
501 Humber – Neville Park	33.31	ALRV	6	20 ' 00 "	110	10	18.2	ALRV	8	16 ' 00 "	120	8	16.7	ALRV	12	11 ' 00 "	126	6	15.9	ALRV	7	18 ' 00 "	122	4	16.4	ALRV	6	19 ' 00 "	112	2	17.8	525a	505a	1251a	1252a
Combined/Average			14	10 ' 00 "					19	8 ' 00 "					29	5 ' 30 "					17	9 ' 00 "					15	9 ' 30 "							
301 QUEEN	Ron/Rus																																		
Overnight, 7 days a week	22-Nov-09	Monday-Friday overnight					Saturday overnight					Sunday overnight																							
501 Long Branch – Neville Park	48.86	ALRV	5	30 ' 00 "	140	10	20.9	ALRV	5	30 ' 00 "	140	10	20.9	ALRV	5	30 ' 00 "	140	10	20.9																
512 ST CLAIR	Ron	Start date of streetcar service west of Lansdowne to Gunn's Loop to be determined.																																	
Monday to Friday	21-Jun-10	Monday-Friday morning peak period					Monday-Friday midday					Monday-Friday afternoon peak period					Monday-Friday early evening					Monday-Friday late evening													
512 Keele – St Clair Stn	13.99	CLRV	22	2 ' 55 "	56	9	15.1	CLRV	11	6 ' 00 "	56	10	15.0	CLRV	19	3 ' 30 "	58	9	14.5	CLRV	10	6 ' 00 "	56	4	15.0	CLRV	6	9 ' 00 "	52	2	16.1	510a	500a	200a	150a
Saturday	26-Jun-10	Saturday early morning					Saturday morning					Saturday afternoon					Saturday early evening					Saturday late evening													
512 Keele – St Clair Stn	13.99	CLRV	6	8 ' 40 "	50	2	16.8	CLRV	10	6 ' 00 "	56	4	15.0	CLRV	13	5 ' 00 "	58	7	14.5	CLRV	8	7 ' 00 "	54	2	15.5	CLRV	6	9 ' 00 "	52	2	16.1	511a	500a	201a	150a
Sunday	20-Jun-10	Sunday early morning					Sunday morning					Sunday afternoon					Sunday early evening					Sunday late evening													
512 Keele – St Clair Stn	13.99	CLRV	5	10 ' 00 "	48	2	17.5	CLRV	8	7 ' 30 "	56	4	15.0	CLRV	9	7 ' 00 "	58	5	14.5	CLRV	7	8 ' 00 "	54	2	15.5	CLRV	6	9 ' 00 "	52	2	16.1	520a	457a	201a	151a
312 ST CLAIR	Arw																																		
Overnight, 7 days a week	20-Jun-10	Monday-Friday overnight					Saturday overnight					Sunday overnight																							
312 Jane Stn – St Clair Stn	21.71	LF	2	30 ' 00 "	60	0	21.7	LF	2	30 ' 00 "	60	0	21.7	LF	2	30 ' 00 "	60	0	21.7																



SERVICE SUMMARY

June 20 to July 31, 2010

TORONTO TRANSIT COMMISSION

Route	RT dist (km) and date of last change	No. of Veh	Service interval	Run time (min)	Term time (min)	Avg spd (km/h)	No. of Veh	Service interval	Run time (min)	Term time (min)	Avg spd (km/h)	No. of Veh	Service interval	Run time (min)	Term time (min)	Avg spd (km/h)	No. of Veh	Service interval	Run time (min)	Term time (min)	Avg spd (km/h)	No. of Veh	Service interval	Run time (min)	Term time (min)	Avg spd (km/h)	First dep NB or WB	First dep SB or EB	Last dep NB or WB	Last dep SB or EB						
510 SPADINA		Rus																																		
Monday to Friday		21-Jun-10	Monday-Friday morning peak period						Monday-Friday midday						Monday-Friday afternoon peak period						Monday-Friday early evening						Monday-Friday late evening									
510 Spadina Stn – Queens Quay	8.06	Operates earlier trips to Queens Quay and Spadina						CLR	14	3' 00"	40	2	12.1	CLR	14	3' 10"	42	3	11.6	CLR	14	3' 10"	42	3	11.6					515a	500a	617a	600a			
510 Spadina Stn – Union Stn	12.33	CLR	7	7' 30"	50	2	14.8	CLR	9	6' 00"	54	0	13.7	CLR	9	6' 20"	57	0	13.0	CLR	9	6' 20"	57	0	13.0	CLR	8	6' 00"	45	3	16.4	924a	902a	858p	835p	
510 Spadina Stn – King	6.31	CLR	8	3' 45"	28	2	13.5																								200a	130a	230a	215a		
Combined/Average			15	2' 30"				23	2' 00"				23	2' 07"					23	2' 07"					8	6' 00"					600a	607a	145a	120a		
			Every 3rd car operates to Union Stn						Every 3rd car operates to Union Stn						Every 3rd car operates to Union Stn						Every 3rd car operates to Union Stn															
Saturday		26-Jun-10	Saturday early morning						Saturday morning						Saturday afternoon						Saturday early evening						Saturday late evening									
510 Spadina Stn – Queens Quay	8.06	Operates earlier trips to Queens Quay and Spadina						CLR	8	5' 00"	40	0	12.1	CLR	14	3' 00"	41	1	11.8	CLR	14	3' 00"	41	1	11.8					515a	500a	600a	530a			
510 Spadina Stn – Union Stn	12.33	CLR	7	6' 17"	44	0	16.8	CLR	12	5' 00"	60	0	12.3	CLR	10	6' 00"	60	0	12.3	CLR	10	6' 00"	60	0	12.3	CLR	8	6' 00"	48	0	15.4	923a	903a	901p	840p	
Combined/Average			7	6' 17"				20	2' 30"				24	2' 00"					24	2' 00"				8	6' 00"					145a	130a	230a	215a			
			Every 3rd car operates to Union Stn						Every 3rd car operates to Union Stn						Every 3rd car operates to Union Stn						Every 3rd car operates to Union Stn															
Sunday		20-Jun-10	Sunday early morning						Sunday morning						Sunday afternoon						Sunday early evening						Sunday late evening									
510 Spadina Stn – Queens Quay	8.06	Operates earlier trips to Queens Quay and Spadina						CLR	12	3' 20"	40	0	12.1	CLR	12	3' 20"	40	0	12.1	CLR	7	6' 00"	38	4	12.7					515a	500a	600a	530a			
510 Spadina Stn – Union Stn	12.33	CLR	3	15' 00"	44	1	16.8	CLR	9	6' 40"	60	0	12.3	CLR	9	6' 40"	60	0	12.3	CLR	9	6' 00"	54	0	13.7	CLR	8	6' 00"	48	0	15.4	917a	857a	902p	839p	
Combined/Average			3	15' 00"				21	2' 13"				21	2' 13"					16	3' 00"				8	6' 00"					145a	130a	230a	215a			
			Every 3rd car operates to Union Stn						Every 3rd car operates to Union Stn						Every 3rd car operates to Union Stn						Every 3rd car operates to Union Stn															
535 STANDBY CARS		Ron/Rus																																		
Monday to Friday		10-May-10													Monday-Friday afternoon peak period						Monday-Friday early evening															
Standby cars															CLR	2	Russell carhouse						CLR	2	Roncesvalles carhouse											



SERVICE SUMMARY

June 20 to July 31, 2010

TORONTO TRANSIT COMMISSION

Route	RT dist (km) and date of last change	Monday-Friday morning peak period					Monday-Friday midday					Monday-Friday afternoon peak period					Monday-Friday early evening					Monday-Friday late evening					First dep NB or WB	First dep SB or EB	Last dep NB or WB	Last dep SB or EB						
		Veh type	No. of Veh	Service interval	Run time (min)	Term time (min)	Avg spd (km/h)	Veh type	No. of Veh	Service interval	Run time (min)	Term time (min)	Avg spd (km/h)	Veh type	No. of Veh	Service interval	Run time (min)	Term time (min)	Avg spd (km/h)	Veh type	No. of Veh	Service interval	Run time (min)	Term time (min)	Avg spd (km/h)	Veh type					No. of Veh	Service interval	Run time (min)	Term time (min)	Avg spd (km/h)	
ALL SERVICES																																				
192 AIRPORT ROCKET &	Qsy																																			
Monday to Friday	21-Jun-10	Monday-Friday morning peak period					Monday-Friday midday					Monday-Friday afternoon peak period					Monday-Friday early evening					Monday-Friday late evening														
192 Kipling Stn-Pearson Airport	28.36	LF	6	8'00"	41	7	41.5	LF	6	8'00"	41	7	41.5	LF	6	8'00"	41	7	41.5	LF	5	9'00"	37	8	46.0	LF	2	20'00"	34	6	50.0	518a	540a	215a	201a	
After 12:00 Midnight																																				
Saturday	15-May-10	Saturday early morning					Saturday morning					Saturday afternoon					Saturday early evening					Saturday late evening														
192 Kipling Stn-Pearson Airport	28.36	LF	4	10'00"	36	4	47.3	LF	4	10'00"	36	4	47.3	LF	4	10'00"	36	4	47.3	LF	4	10'00"	36	4	47.3	LF	2	20'00"	34	6	50.0	518a	541a	215a	159a	
After 12:00 Midnight																																				
Sunday	09-May-10	Sunday early morning					Sunday morning					Sunday afternoon					Sunday early evening					Sunday late evening														
192 Kipling Stn-Pearson Airport	28.36	LF	3	13'00"	34	5	50.0	LF	3	13'00"	34	5	50.0	LF	4	10'00"	36	4	47.3	LF	4	10'00"	36	4	47.3	LF	2	20'00"	34	6	50.0	800a	821a	215a	159a	
After 12:00 Midnight																																				
Overnight service to Pearson Airport provided by 300A BLOOR-DANFORTH																																				
117 ALNESS &																																				
Monday to Friday	21-Jun-10	Monday-Friday morning peak period					Monday-Friday midday					Monday-Friday afternoon peak period																								
117 Downsview Stn-Steeles via Flint Rd and Alness	12.4	LF	5	8'00"	40	0	18.5						LF	4	12'00"	48	0	15.4																		
117A Downsview Stn-Steeles via Martin Ross and Alness	11.2							LF	2	20'00"	40	0	16.8																							
Operates WB via busway, NB via Alness in the AM peak and Midday. Operates SB via Alness and EB via busway in the PM peak.																																				
99 ARROW RD &																																				
Monday to Friday	17-Feb-09	Monday-Friday morning peak period					Monday-Friday midday					Monday-Friday afternoon peak period					Monday-Friday early evening					Monday-Friday late evening														
99 Arrow Rd-Jane	8.00							LF	1	20'00"	20	0	24.0							LF	1	20'00"	20	0	24.0	LF	1	20'00"	20	0	24.0	400a	412a	540a	552a	
See 84A SHEPPARD WEST																																				
See 84A SHEPPARD WEST																																				
600p 1012p 1042p 1054p																																				
Saturday	02-Apr-05	Saturday early morning					Saturday morning					Saturday afternoon					Saturday early evening					Saturday late evening														
99 Arrow Rd-Jane	8.00	LF	1	20'00"	20	0	24.0	LF	1	20'00"	20	0	24.0	LF	1	20'00"	20	0	24.0	LF	1	20'00"	20	0	24.0	LF	1	20'00"	20	0	24.0	400a	412a	1042p	1054p	
Sunday	27-Mar-05	Sunday early morning					Sunday morning					Sunday afternoon					Sunday early evening					Sunday late evening														
99 Arrow Rd-Jane	8.00	LF	1	15'00"	15	0	32.0	LF	1	20'00"	20	0	24.0	LF	1	20'00"	20	0	24.0	LF	1	20'00"	20	0	24.0	LF	1	20'00"	20	0	24.0	400a	409a	1020p	1032p	
5 AVENUE RD &																																				
Monday to Friday	24-Nov-08	Monday-Friday morning peak period					Monday-Friday midday					Monday-Friday afternoon peak period					Monday-Friday early evening					Monday-Friday late evening														
5 Eglinton Stn-Queen's Park	11.92	LF	4	12'00"	48	0	14.9						LF	3	16'00"	48	0	14.9	LF	1.5	30'00"	45	0	15.9	LF	1.5	30'00"	45	0	15.9	618a	554a	916a	848a		
5C Eglinton Stn-Gerrard	13.39							LF	2	30'00"	51	9	15.8																							
Alternates trips with 56 LEASIDE																																				
Alternates trips with 56 LEASIDE																																				
Saturday	29-Nov-08	Saturday early morning					Saturday morning					Saturday afternoon					Saturday early evening					Saturday late evening														
5 Eglinton Stn-Queen's Park	11.92	LF	2	20'00"	40	0	17.9	LF	2	20'00"	40	0	17.9	LF	2	20'00"	40	0	17.9	LF	1.5	30'00"	45	0	15.9	LF	1.5	30'00"	45	0	15.9	600a	540a	1252a	100a	
Alternates trips with 56 LEASIDE																																				
Alternates trips with 56 LEASIDE																																				
Sunday	23-Nov-08	Sunday morning					Sunday afternoon					Sunday early evening					Sunday late evening																			
5 Eglinton Stn-Queen's Park	11.92							LF	1.5	30'00"	40	5	17.9	LF	1.5	30'00"	40	5	17.9	LF	1.5	30'00"	40	5	17.9	LF	1.5	30'00"	40	5	17.9	835a	815a	105a	115a	
Alternates trips with 56 LEASIDE																																				
Alternates trips with 56 LEASIDE																																				
Alternates trips with 56 LEASIDE																																				
Alternates trips with 56 LEASIDE																																				



SERVICE SUMMARY

June 20 to July 31, 2010

TORONTO TRANSIT COMMISSION

Route	RT dist (km) and date of last change	No. of					Run time					Term time					Avg spd					First dep NB or WB	First dep SB or EB	Last dep NB or WB	Last dep SB or EB														
		Veh type	Veh	Service interval	(min)	(min)	(km/h)	Veh type	Veh	Service interval	(min)	(min)	(km/h)	Veh type	Veh	Service interval	(min)	(min)	(km/h)	Veh type	Veh					Service interval	(min)	(min)	(km/h)										
61 AVENUE RD NORTH &	Wil																																						
Monday to Friday	21-Jun-10	Monday-Friday morning peak period					Monday-Friday midday					Monday-Friday afternoon peak period					Monday-Friday early evening					Monday-Friday late evening																	
61A Eglinton Stn-Highway 401	10.85	LF	3	15 ' 00 "	44	1	14.8	LF	3	15 ' 00 "	40	5	16.3	LF	3	15 ' 00 "	44	1	14.8	LF	2	20 ' 00 "	40	0	16.3	LF	1.5	30 ' 00 "	35	5	18.6	552a	526a	120a	107a				
Saturday	29-Nov-08	Saturday early morning					Saturday morning					Saturday afternoon					Saturday early evening					Saturday late evening																	
61A Eglinton Stn-Highway 401	10.85	LF	1.5	30 ' 00 "	35	5	18.4	LF	2	20 ' 00 "	40	0	16.3	LF	2	20 ' 00 "	40	0	16.3	LF	1.5	30 ' 00 "	35	5	18.6	LF	1.5	30 ' 00 "	35	5	18.6	540a	558a	100a	1247a				
		Alternates trips with 51 LESLIE																																					
Sunday	23-Nov-08	Sunday early morning					Sunday morning					Sunday afternoon					Sunday early evening					Sunday late evening																	
61A Eglinton Stn-Highway 401	10.85	LF	2	20 ' 00 "	40	0	16.3	LF	2	20 ' 00 "	40	0	16.3	LF	2	20 ' 00 "	40	0	16.3	LF	1.5	30 ' 00 "	35	5	18.6	LF	1.5	30 ' 00 "	35	5	18.6	805a	748a	100a	1247a				
		Alternates trips with 51 LESLIE																																					
511 BATHURST	Ron																																						
Monday to Friday	21-Jun-10	Monday-Friday morning peak period					Monday-Friday midday					Monday-Friday afternoon peak period					Monday-Friday early evening					Monday-Friday late evening																	
511 Bathurst Stn - Exhibition	9.41	CLRV	9	5 ' 00 "	41	4	13.8	CLRV	10	4 ' 45 "	42	6	13.4	CLRV	10	4 ' 45 "	42	6	13.4	CLRV	6	7 ' 00 "	40	2	14.1	CLRV	6	7 ' 00 "	39	3	14.5	520a	520a	130a	127a				
Saturday	26-Jun-10	Saturday early morning					Saturday morning					Saturday afternoon					Saturday early evening					Saturday late evening																	
511 Bathurst Stn - Exhibition	9.41	CLRV	7	6 ' 00 "	40	2	14.1	CLRV	8	5 ' 30 "	40	4	14.1	CLRV	8	5 ' 30 "	40	4	14.1	CLRV	7	6 ' 30 "	39	7	14.7	CLRV	7	6 ' 30 "	39	7	14.7	523a	501a	130a	127a				
Sunday	20-Jun-10	Sunday morning					Sunday afternoon					Sunday early evening					Sunday late evening																						
511 Bathurst Stn - Exhibition	9.41							ALRV	6	7 ' 30 "	39	6	14.5	ALRV	7	6 ' 30 "	39	7	14.5	ALRV	7	6 ' 30 "	39	7	14.7	ALRV	6	7 ' 00 "	39	3	14.5	850a	828a	130a	127a				
		Overnight service on Bathurst Street provided by 310 BATHURST																																					
7 BATHURST &	Wil																																						
Monday to Friday	21-Jun-10	Monday-Friday morning peak period					Monday-Friday midday					Monday-Friday afternoon peak period					Monday-Friday early evening					Monday-Friday late evening																	
7 Bathurst Stn to Steeles	29.74	LF	20	5 ' 30 "	108	2	16.5	LF	16	6 ' 30 "	102	2	17.5	LF	17	6 ' 40 "	108	5	16.5	LF	11	7 ' 30 "	80	3	22.3	LF	6	12 ' 30 "	75	0	23.8	527a	440a	140a	1255a				
Saturday	26-Jun-10	Saturday early morning					Saturday morning					Saturday afternoon					Saturday early evening					Saturday late evening																	
7 Bathurst Stn to Steeles	29.74	LF	8	10 ' 00 "	80	0	22.3	LF	11	8 ' 30 "	90	4	19.8	LF	15	6 ' 15 "	90	4	19.8	LF	9	9 ' 00 "	81	0	22.0	LF	6	12 ' 30 "	75	0	23.8	518a	440a	134a	1250a				
Sunday	21-Jun-10	Sunday morning					Sunday afternoon					Sunday early evening					Sunday late evening																						
7 Bathurst Stn to Steeles	29.74							LF	10	9 ' 00 "	88	2	20.3	LF	14	6 ' 30 "	88	3	20.3	LF	9	9 ' 00 "	80	1	22.3	LF	6	12 ' 00 "	72	0	24.8	900a	810a	134a	1252a				
310 BATHURST &	Wil																																						
Overnight, 7 days a week	03-Jan-10	Monday-Friday overnight					Saturday overnight					Sunday overnight																											
310 Exhibition-Steeles	38.79	LF	3	30 ' 00 "	90	0	25.9	LF	3	30 ' 00 "	90	0	25.9	LF	3	30 ' 00 "	90	0	25.9																				
160 BATHURST NORTH &	Wil	Service outside Toronto north of Steeles Avenue is provided under contract to York Region																																					
Monday to Friday	21-Jun-10	Monday-Friday morning peak period					Monday-Friday midday					Monday-Friday afternoon peak period					Monday-Friday early evening					Monday-Friday late evening																	
160 Wilson Stn-Centre St	22.58	LF	4	20 ' 00 "	77	3	17.6	LF	3	25 ' 00 "	72	3	18.8	LF	4	21 ' 00 "	84	0	16.1	LF	3	30 ' 00 "	71	19	19.1											523a	603a	930p	1006p
Saturday	26-Jun-10	Saturday early morning					Saturday morning					Saturday afternoon					Saturday early evening					Saturday late evening																	
160 Wilson Stn-Centre St	22.58	LF	3	24 ' 00 "	69	3	19.6	LF	3	24 ' 00 "	69	3	19.6	LF	3	24 ' 00 "	69	3	19.6											515a	557a	600p	618p						
160A Wilson Stn-Steeles	16.87													LF	1	40 ' 00 "	40	0	25.3											624p	645p	925p	945p						
Sunday	20-Jun-10	Sunday early morning					Sunday morning					Sunday afternoon					Sunday early evening					Sunday late evening																	
160 Wilson Stn-Centre St	22.58	LF	3	24 ' 00 "	69	3	19.6	LF	3	24 ' 00 "	69	3	19.6	LF	3	24 ' 00 "	69	3	19.6											803a	845a	705p	720p						
160A Wilson Stn-Steeles	16.87													LF	1	40 ' 00 "	40	0	25.3											725p	745p	925p	945p						

**SERVICE SUMMARY**

June 20 to July 31, 2010

TORONTO TRANSIT COMMISSION

Route	RT dist (km) and date of last change	Monday-Friday morning peak period					Monday-Friday midday					Monday-Friday afternoon peak period					Monday-Friday early evening					Monday-Friday late evening																			
		Veh type	No. of Veh	Service interval	Run time (min)	Term time (min)	Avg spd (km/h)	Veh type	No. of Veh	Service interval	Run time (min)	Term time (min)	Avg spd (km/h)	Veh type	No. of Veh	Service interval	Run time (min)	Term time (min)	Avg spd (km/h)	Veh type	No. of Veh	Service interval	Run time (min)	Term time (min)	Avg spd (km/h)	Veh type	No. of Veh	Service interval	Run time (min)	Term time (min)	Avg spd (km/h)	First dep NB or WB	First dep SB or EB	Last dep NB or WB	Last dep SB or EB						
6 BAY	MtD																																								
Monday to Friday	21-Jun-10																																								
6 Dupont-Queens Quay & Jarvis via Ferry Docks	11.49	HF	7	8 ' 30 "	55	5	12.5	HF	5	12 ' 00 "	60	0	11.5	HF	6	10 ' 30 "	60	3	11.5	HF	3	17 ' 00 "	51	0	13.5	HF	2	24 ' 00 "	48	0	14.4	535a	508a	119a	1255a						
6A Bloor (Davenport/Yonge)-Queens Quay & Yonge	10.61												HF	5	10 ' 30 "	48	5	13.3																326p	258p	615p	546p				
6B Bloor (Davenport/Yonge)-Dundas	4.36	HF	3	8 ' 30 "	25	1	10.5																											743a	730a	916a	903a				
Combined/Average			10	4 ' 15 "					5	12 ' 00 "					11	5 ' 15 "					3	17 ' 00 "					2	24 ' 00 "													
Saturday	26-Jun-10																																								
6 Dupont-Queens Quay & Jarvis via Ferry Docks	11.49	LF	2	30 ' 00 "	60	0	11.5	LF	4	15 ' 00 "	60	0	11.5	LF	4	15 ' 00 "	60	0	11.5	LF	3	17 ' 00 "	50	1	13.8	LF	2	24 ' 00 "	48	0	14.4	530a	507a	119a	1255a						
Sunday	20-Jun-10																																								
6 Dupont-Queens Quay & Jarvis via Ferry Docks	11.49	LF	2	30 ' 00 "	60	0	11.5	LF	4	15 ' 00 "	60	0	11.5	LF	4	15 ' 00 "	60	0	11.5	LF	3	17 ' 00 "	50	1	13.8	LF	2	24 ' 00 "	48	0	14.4	530a	507a	119a	1255a						
11 BAYVIEW & 28 DAVISVILLE &	Wil																																								
Monday to Friday	21-Jun-10																																								
11 Davisville Stn-Steeles via Sunnybrook	28.36	LF	9	12 ' 45 "	112	3	15.2	LF	8	12 ' 00 "	91	5	18.7	LF	6	17 ' 30 "	104	1	16.4	LF	3.5	20 ' 00 "	70	0	24.3	LF	3	30 ' 00 "	66	24	25.8	518a	600a	109a	104a						
11C Davisville Stn-Sunnybrook	8.64																				LF	1.5	20 ' 00 "	30	0	17.3	LF	1	30 ' 00 "	27	3	19.2	731p	747p	1255a	1239a					
28 Davisville Stn-Bayview	4.38	LF	2	12 ' 45 "	26	0	10.3							LF	2	17 ' 30 "	25	10	10.5																707a	720a	927a	915a			
Combined/Average			11	6 ' 23 "					8	12 ' 00 "					8	8 ' 45 "					5	10 ' 00 "					4	15 ' 00 "								350p	339p	610p	616p		
Saturday	15-May-10																																								
11 Davisville Stn-Steeles via Sunnybrook	28.36	LF	3.5	24 ' 00 "	77	7	22.1	LF	3.5	24 ' 00 "	80	4	21.3	LF	3.5	24 ' 00 "	80	4	21.3	LF	5	16 ' 00 "	80	0	21.3	LF	3	24 ' 00 "	66	6	25.8	617a	639a	106a	1251a						
11C Davisville Stn-Sunnybrook	8.64	LF	1.5	24 ' 00 "	27	9	19.2	LF	1.5	24 ' 00 "	36	0	14.4	LF	1.5	24 ' 00 "	36	0	14.4																	535a	556a	543p	601p		
28A Davisville Stn-Brick Works	7.55	LF	1	30 ' 00 "	30	0	15.1	LF	1	30 ' 00 "	30	0	15.1	LF	1	30 ' 00 "	30	0	15.1																		745a	730a	315p	300p	
Combined/Average			6	8 ' 34 "					6	8 ' 34 "					6	8 ' 34 "					5	16 ' 00 "					3	24 ' 00 "													
Sunday	23-Nov-08																																								
11 Davisville Stn-Steeles via Sunnybrook	28.36							LF	2	35 ' 00 "	70	0	24.3	LF	3.5	20 ' 00 "	70	0	24.3	LF	3.5	20 ' 00 "	70	0	24.3	LF	3	24 ' 00 "	66	6	25.8	730a	805a	106a	1251a						
11C Davisville Stn-Sunnybrook	8.64	LF	2	15 ' 00 "	30	0	17.3	LF	1	35 ' 00 "	30	5	17.3	LF	1.5	20 ' 00 "	30	0	17.3	LF	1.5	20 ' 00 "	30	0	17.3													550a	605a	1025p	1000p
Combined/Average									3	17 ' 30 "					5	10 ' 00 "					5	10 ' 00 "					3	24 ' 00 "													
9 BELLAMY &	Bir																																								
Monday to Friday	21-Jun-10																																								
9 Warden Stn-Scarborough Centre Stn	26.28	LF	4	18 ' 00 "	72	0	21.9	LF	3	21 ' 40 "	65	0	24.3	LF	4	18 ' 00 "	72	0	21.9	LF	2	30 ' 00 "	60	0	26.3	LF	2	30 ' 00 "	60	0	26.3	500a	513a	100a	100a						
Saturday	10-Jan-09																																								
9 Warden Stn-Scarborough Centre Stn	26.28	LF	2	30 ' 00 "	60	0	26.3	LF	2	30 ' 00 "	60	0	26.3	LF	2	30 ' 00 "	60	0	26.3	LF	2	30 ' 00 "	60	0	26.3	LF	2	30 ' 00 "	60	0	26.3	630a	700a	100a	100a						
Sunday	04-Jan-09																																								
9 Warden Stn-Scarborough Centre Stn	26.28							LF	2	30 ' 00 "	60	0	26.3	LF	2	30 ' 00 "	60	0	26.3	LF	2	30 ' 00 "	60	0	26.3	LF	2	30 ' 00 "	60	0	26.3	930a	1000a	100a	100a						



SERVICE SUMMARY

June 20 to July 31, 2010

TORONTO TRANSIT COMMISSION

Route	RT dist (km) and date of last change	No. of					Run time					Term time					Avg spd					First dep NB or WB	First dep SB or EB	Last dep NB or WB	Last dep SB or EB										
		Veh type	Veh	Service interval	(min)	(min)	(km/h)	Veh type	Veh	Service interval	(min)	(min)	(km/h)	Veh type	Veh	Service interval	(min)	(min)	(km/h)	Veh type	Veh					Service interval	(min)	(min)	(km/h)						
17 BIRCHMOUNT & Monday to Friday																																			
Egl Service outside Toronto north of Steeles Avenue is provided under contract to York Region		Monday-Friday morning peak period					Monday-Friday midday					Monday-Friday afternoon peak period					Monday-Friday early evening					Monday-Friday late evening													
21-Jun-10		LF	9	8' 15"	74	1	22.3	LF	5	15' 30"	78	0	21.2	LF	4	18' 45"	75	0	21.9	LF	6	12' 00"	72	0	22.8	LF	3	22' 00"	66	0	24.9	557a	457a	107a	1250a
27.37		LF	1	24' 45"	96	4	20.4						LF	5	18' 45"	91	2	21.4											514a	538a	621p	704p			
32.57																																			
Combined/Average			10	8' 15"										9	9' 23"																				
		17 loops via Wintermute										17 loops via Wintermute																							
		Every 3rd 17 operates as a 17A																																	
Saturday																																			
29-Nov-08		Saturday early morning					Saturday morning					Saturday afternoon					Saturday early evening					Saturday late evening													
27.37		LF	3	20' 00"	60	0	27.4	LF	4	18' 00"	72	0	22.8	LF	4	18' 00"	72	0	22.8	LF	3	22' 00"	66	0	24.9	LF	3	22' 00"	66	0	24.9	518a	552a	105a	1250a
Sunday																																			
23-Nov-08		Sunday morning					Sunday afternoon					Sunday early evening					Sunday late evening																		
27.37								LF	3	24' 00"	72	0	22.8	LF	3	24' 00"	72	0	22.8	LF	2	30' 00"	60	0	27.4	LF	2	30' 00"	60	0	27.4	832a	839a	100a	1230a
2 BLOOR-DANFORTH & Monday to Friday																																			
DanSub 21-Jun-10		Monday-Friday morning peak period					Monday-Friday midday					Monday-Friday afternoon peak period					Monday-Friday early evening					Monday-Friday late evening													
52.46		6carHT	35	2' 53"	101	0	31.2	6carHT	22	4' 39"	102	0	30.8	6carHT	34	2' 57"	100	0	31.4	6carHT	24	4' 04"	98	0	32.3	6carHT	20	4' 52"	97	0	32.4	546a	541a	131a	131a
Saturday																																			
19-May-07		Saturday early morning					Saturday morning					Saturday afternoon					Saturday early evening					Saturday late evening													
52.46		6carHT	20	4' 52"	97	0	32.3	6carHT	20	4' 52"	97	0	32.3	6carHT	21	4' 43"	99	0	31.8	6carHT	20	4' 52"	97	0	32.3	6carHT	20	4' 52"	97	0	32.3	549a	549a	131a	131a
Sunday																																			
13-May-07		Sunday morning					Sunday afternoon					Sunday early evening					Sunday late evening																		
52.46								6carHT	20	4' 52"	97	0	32.3	6carHT	20	4' 52"	97	0	32.3	6carHT	20	4' 52"	97	0	32.3	6carHT	20	4' 52"	97	0	32.3	849a	849a	131a	131a
300 BLOOR-DANFORTH & Overnight, 7 days a week																																			
MtD/Bir/ Egl/Qsy 10-May-09		Monday-Friday overnight					Saturday overnight					Sunday overnight					Sunday Morning																		
50.95		LF	4	30' 00"	120	0	25.5	LF	4	30' 00"	120	0	25.5	LF	4	30' 00"	120	0	25.5	LF	9	13' 30"	120	1	25.5										
75.97		LF	5	30' 00"	150	0	30.4	LF	5	30' 00"	150	0	30.4	LF	5	30' 00"	150	0	30.4	LF	11	13' 30"	140	8	32.5										
Combined/Average			9	15' 00"					9	15' 00"					9	15' 00"					20	6' 45"													
49 BLOOR WEST & Monday to Friday																																			
Qsy 21-Jun-10		Monday-Friday morning peak period					Monday-Friday midday					Monday-Friday afternoon peak period					Monday-Friday early evening					Monday-Friday late evening													
9.40		LF	3	10' 00"	28	2	20.1	LF	2	15' 00"	22	8	25.6	LF	2	15' 00"	30	0	18.8	LF	2	15' 00"	24	6	23.5	LF	1	30' 00"	30	0	18.8	600a	540a	121a	131a
Saturday																																			
20-Feb-10		Saturday early morning					Saturday morning					Saturday afternoon					Saturday early evening					Saturday late evening													
9.40		LF	1	20' 00"	20	0	28.2	LF	1	24' 00"	22	2	25.6	LF	1	24' 00"	22	2	25.6	LF	1	30' 00"	22	8	25.6	LF	1	30' 00"	22	8	25.6	606a	545a	120a	130a
Sunday																																			
20-Jun-10		Sunday morning					Sunday afternoon					Sunday early evening					Sunday late evening																		
9.40								LF	0.83	30' 00"	22	3	25.6	LF	0.83	30' 00"	22	3	25.6	LF	1	30' 00"	22	8	25.6	LF	1	30' 00"	22	8	25.6	920a	900a	120a	130a
		Alternates trips with 30B Lambton										Alternates trips with 30B Lambton																							
Overnight service east of West Mall provided by 300 BLOOR-DANFORTH																																			



SERVICE SUMMARY

June 20 to July 31, 2010

TORONTO TRANSIT COMMISSION

Route	RT dist (km) and date of last change	Monday-Friday morning peak period					Monday-Friday midday					Monday-Friday afternoon peak period					Monday-Friday early evening					Monday-Friday late evening					First dep NB or WB	First dep SB or EB	Last dep NB or WB	Last dep SB or EB					
		Veh type	No. of Veh	Service interval	Run time (min)	Term time (min)	Avg spd (km/h)	Veh type	No. of Veh	Service interval	Run time (min)	Term time (min)	Avg spd (km/h)	Veh type	No. of Veh	Service interval	Run time (min)	Term time (min)	Avg spd (km/h)	Veh type	No. of Veh	Service interval	Run time (min)	Term time (min)	Avg spd (km/h)	Veh type					No. of Veh	Service interval	Run time (min)	Term time (min)	Avg spd (km/h)
21 BRIMLEY &	Mal																																		
Monday to Friday	21-Jun-10																																		
21 Kennedy Stn-Steeles	27.49						LF 4 20 ' 00 " 80 0 20.6					LF 3 13 ' 20 " 40 0 20.1					LF 4 20 ' 00 " 76 4 21.7					LF 3 30 ' 00 " 76 14 21.7					900a	840a	100a	108a					
21A Kennedy Stn-Scarborough Centre Stn	13.24	LF	3	13 ' 20 "	40	0	19.9						LF	3	13 ' 20 "	40	0	20.1						525a	505a	616p	623p								
21B Scarborough Centre Stn-Steeles	14.23	LF	5	8 ' 00 "	40	0	21.3						LF	4	10 ' 00 "	40	0	21.3						537a	520a	636p	720p								
Combined/Average			8										7																						
Saturday	03-Apr-10																																		
21 Kennedy Stn-Steeles	27.49	LF	3	30 ' 00 "	76	14	21.7	LF	4	20 ' 00 "	76	4	21.7	LF	5	16 ' 00 "	76	4	21.7	LF	4	20 ' 00 "	76	4	21.7	LF	3	30 ' 00 "	76	14	21.7	557a	640a	100a	105a
Sunday	28-Mar-10																																		
21 Kennedy Stn-Steeles	27.49	LF	3	30 ' 00 "	76	14	21.7	LF	3	30 ' 00 "	76	14	21.7	LF	4	20 ' 00 "	76	4	21.7	LF	3	30 ' 00 "	76	14	21.7	LF	3	30 ' 00 "	76	14	21.7	757a	810a	100a	105a
8 BROADVIEW &	Bir																																		
Monday to Friday	24-Nov-08																																		
8 Broadview Stn-Coxwell	8.38	LF	1	30 ' 00 "	30	0	16.8	LF	1	30 ' 00 "	30	0	16.8	LF	1	30 ' 00 "	30	0	16.8	LF	1	30 ' 00 "	30	0	16.8	LF	1	30 ' 00 "	24	6	21.0	630a	615a	1255a	115a
Saturday	29-Nov-08																																		
8 Broadview Stn-Coxwell	8.38	LF	1	30 ' 00 "	30	0	16.8	LF	1	30 ' 00 "	30	0	16.8	LF	1	30 ' 00 "	30	0	16.8	LF	1	30 ' 00 "	24	6	21.0	LF	1	30 ' 00 "	24	6	21.0	630a	615a	1255a	115a
Sunday	23-Nov-08																																		
8 Broadview Stn-Coxwell	8.38						LF	1	30 ' 00 "	24	6	21.0	LF	1	30 ' 00 "	24	6	21.0	LF	1	30 ' 00 "	24	6	21.0	LF	1	30 ' 00 "	24	6	21.0	903a	845a	1255a	115a	
50 BURNHAMTHORPE &	Qsy																																		
Monday to Friday	21-Jun-10																																		
50 Islington Stn-Mill Rd	11.44	LF	4	10 ' 00 "	40	0	17.2	LF	2	20 ' 00 "	36	4	19.1	LF	3	13 ' 00 "	39	0	17.6	LF	2	15 ' 00 "	30	0	22.9	LF	1	30 ' 00 "	26	4	26.4	545a	530a	115a	100a
Saturday	09-Jan-10																																		
50 Islington Stn-Mill Rd	11.44	LF	2	15 ' 00 "	26	4	26.4	LF	2	20 ' 00 "	30	10	22.9	LF	2	20 ' 00 "	30	10	22.9	LF	1	30 ' 00 "	26	4	26.4	LF	1	30 ' 00 "	26	4	26.4	620a	620a	115a	100a
Sunday	03-Jan-10																																		
50 Islington Stn-Mill Rd	11.44						LF	2	17 ' 30 "	30	5	22.9	LF	2	17 ' 30 "	30	5	22.9	LF	1	30 ' 00 "	26	4	26.4	LF	1	30 ' 00 "	26	4	26.4	815a	830a	115a	100a	
120 CALVINGTON &	Arw																																		
Monday to Friday	24-Nov-08																																		
120 Wilson Stn-Sheppard & Jane via deHavilland	20.65	LF	2	30 ' 00 "	60	0	20.7	LF	2	30 ' 00 "	60	0	20.7	LF	2	30 ' 00 "	60	0	20.7	LF	2	30 ' 00 "	60	0	20.7	LF	2	30 ' 00 "	60	0	20.7	630a	603a	100a	1230a
Saturday	29-Nov-08																																		
120 Wilson Stn-Sheppard & Jane via deHavilland	20.65	LF	2	30 ' 00 "	60	0	20.7	LF	2	30 ' 00 "	60	0	20.7	LF	2	30 ' 00 "	60	0	20.7	LF	2	30 ' 00 "	60	0	20.7	LF	2	30 ' 00 "	60	0	20.7	630a	603a	100a	1230a
Sunday	23-Nov-08																																		
120 Wilson Stn-Sheppard & Jane via deHavilland	20.65						LF	2	30 ' 00 "	60	0	20.7	LF	2	30 ' 00 "	60	0	20.7	LF	2	30 ' 00 "	60	0	20.7	LF	2	30 ' 00 "	60	0	20.7	900a	833a	100a	1230a	



SERVICE SUMMARY

June 20 to July 31, 2010

TORONTO TRANSIT COMMISSION

Route	RT dist (km) and date of last change	No. of					Run time					Term time					Avg spd					First dep NB or WB	First dep SB or EB	Last dep NB or WB	Last dep SB or EB																							
		Veh type	Veh	Service interval	(min)	(min)	(km/h)	Veh type	Veh	Service interval	(min)	(min)	(km/h)	Veh type	Veh	Service interval	(min)	(min)	(km/h)	Veh type	Veh					Service interval	(min)	(min)	(km/h)																			
506 CARLTON	Ron/Rus																																															
Monday to Friday	21-Jun-10	Monday-Friday morning peak period					Monday-Friday midday					Monday-Friday afternoon peak period					Monday-Friday early evening					Monday-Friday late evening																										
506 High Park – Main Street Stn	29.63	CLRV	30	4 ' 00 "	117	3	15.2	CLRV	24	5 ' 00 "	120	0	14.8	CLRV	25	5 ' 00 "	123	2	14.5	CLRV	15	8 ' 00 "	117	3	15.2	CLRV	11	10 ' 00 "	106	4	16.8	530a	512a	1207a	100a													
Saturday	12-Sep-09	Saturday early morning					Saturday morning					Saturday afternoon					Saturday early evening					Saturday late evening																										
506 High Park – Main Street Stn	29.63	CLRV	14	7 ' 09 "	100	0	17.8	CLRV	18	6 ' 15 "	110	3	16.2	CLRV	21	6 ' 00 "	123	3	14.5	CLRV	13	8 ' 30 "	110	0	16.1	CLRV	11	10 ' 00 "	106	4	16.8	543a	515a	1207a	100a													
Sunday	06-Sep-09	Sunday early morning					Sunday morning					Sunday afternoon					Sunday early evening					Sunday late evening																										
506 High Park – Main Street Stn	29.63	CLRV	9	10 ' 00 "	90	0	19.8	CLRV	14	7 ' 00 "	95	3	18.7	CLRV	18	6 ' 30 "	115	2	15.5	CLRV	10	11 ' 00 "	110	0	16.2	CLRV	9	11 ' 00 "	99	0	18.0	530a	530a	1207a	1256a													
306 CARLTON	Ron/Rus																																															
Overnight, 7 days a week	25-Nov-07	Monday-Friday overnight					Saturday overnight					Sunday overnight																																				
506 Dundas West Stn – Main Street Stn	29.63	CLRV	3	30 ' 00 "	90	0	19.8	CLRV	3	30 ' 00 "	90	0	19.8	CLRV	3	30 ' 00 "	90	0	19.8																													
126 CHRISTIE &	MtD																																															
Monday to Friday	04-Aug-09	Monday-Friday morning peak period					Monday-Friday midday					Monday-Friday afternoon peak period					Monday-Friday early evening					Monday-Friday late evening																										
126 Christie Stn-St Clair West Stn	6.12	LF	2	15 ' 00 "	30	0	12.2	LF	1	30 ' 00 "	26	4	14.1	LF	2	15 ' 00 "	30	0	12.2	LF	1	30 ' 00 "	24	6	15.3	LF	1	30 ' 00 "	24	6	15.3	600a	545a	100a	1245a													
Saturday	08-Aug-09	Saturday early morning					Saturday morning					Saturday afternoon					Saturday afternoon					Saturday afternoon																										
126 Christie Stn-St Clair West Stn	6.12	LF	1	30 ' 00 "	24	6	15.3	LF	1	30 ' 00 "	26	4	14.1	LF	1	30 ' 00 "	26	4	14.1	LF	1	30 ' 00 "	24	6	15.3	LF	1	30 ' 00 "	24	6	15.3	600a	545a	100a	1245a													
Sunday	02-Aug-09	Sunday morning					Sunday afternoon					Sunday afternoon					Sunday afternoon					Sunday afternoon																										
126 Christie Stn-St Clair West Stn	6.12						LF	1	30 ' 00 "	24	6	15.3	LF	1	30 ' 00 "	24	6	15.3	LF	1	30 ' 00 "	24	6	15.3	LF	1	30 ' 00 "	24	6	15.3	830a	845a	100a	1245a														
20 CLIFFSIDE &	Bir																																															
Monday to Friday	29-Mar-10	Monday-Friday morning peak period					Monday-Friday midday					Monday-Friday afternoon peak period					Monday-Friday early evening					Monday-Friday late evening																										
20 Kennedy Stn-Main Street Stn	19.75	LF	5	13 ' 00 "	65	0	18.2	LF	3	20 ' 00 "	60	0	19.8	LF	4	16 ' 15 "	65	0	18.2	LF	3	20 ' 00 "	60	0	19.8	LF	1.5	30 ' 00 "	48	1	24.7	520a	450a	100a	105a													
																						Alternates trips with 62 MORTIMER																										
Saturday	29-Nov-08	Saturday early morning					Saturday morning					Saturday afternoon					Saturday early evening					Saturday late evening																										
20 Kennedy Stn-Main Street Stn	19.75	LF	3	20 ' 00 "	60	0	19.8	LF	4	18 ' 00 "	65	7	18.2	LF	4	18 ' 00 "	65	7	18.2	LF	2	30 ' 00 "	60	0	19.8	LF	1.5	30 ' 00 "	48	1	24.7	530a	500a	100a	105a													
																						Alternates trips with 62 MORTIMER																										
Sunday	23-Nov-08	Sunday morning					Sunday afternoon					Sunday early evening					Sunday late evening					Sunday late evening																										
20 Kennedy Stn-Main Street Stn	19.75						LF	3	20 ' 00 "	60	0	19.8	LF	3	20 ' 00 "	60	0	19.8	LF	1.5	30 ' 00 "	48	1	24.7	LF	1.5	30 ' 00 "	48	1	24.7	907a	900a	100a	105a														
																						Alternates trips with 62 MORTIMER																										



SERVICE SUMMARY

June 20 to July 31, 2010

TORONTO TRANSIT COMMISSION

Route	RT dist (km) and date of last change	Monday-Friday morning peak period					Monday-Friday midday					Monday-Friday afternoon peak period					Monday-Friday early evening					Monday-Friday late evening					First dep NB or WB	First dep SB or EB	Last dep NB or WB	Last dep SB or EB					
		Veh type	No. of Veh	Service interval	Run time (min)	Term time (min)	Avg spd (km/h)	Veh type	No. of Veh	Service interval	Run time (min)	Term time (min)	Avg spd (km/h)	Veh type	No. of Veh	Service interval	Run time (min)	Term time (min)	Avg spd (km/h)	Veh type	No. of Veh	Service interval	Run time (min)	Term time (min)	Avg spd (km/h)	Veh type					No. of Veh	Service interval	Run time (min)	Term time (min)	Avg spd (km/h)
87 COSBURN &	Bir																																		
Monday to Friday	21-Jun-10																																		
87 Broadview Stn-Main Street Stn	14.40	LF	4.5	13 ' 00 "	55	4	15.7					LF	7	7 ' 00 "	49	0	17.6					LF	2	22 ' 30 "	41	4	21.1			547a	608a	130a	128a		
87A Broadview Stn-Main Street Stn via East York Acres	14.81							LF	3	20 ' 00 "	54	6	16.5									LF	3	16 ' 40 "	50	0	17.8			930a	920a	315p	310p		
87B Broadview Stn-Coxwell	8.53	LF	2.5	13 ' 00 "	29	4	17.6																												
Combined/Average			7	6 ' 30 "				3	20 ' 00 "				7	7 ' 00 "							3	16 ' 40 "				2	22 ' 30 "			535a	550a	908a	853a		
Saturday	29-Nov-08																																		
Saturday early morning																																			
87 Broadview Stn-Main Street Stn	14.40	LF	2	25 ' 00 "	50	0	17.3																												
87A Broadview Stn-Main Street Stn via East York Acres	14.81							LF	2	25 ' 00 "	50	0	17.8	LF	2	25 ' 00 "	50	0	17.8	LF	2	25 ' 00 "	50	0	17.8										
Sunday	23-Nov-08																																		
Sunday early morning																																			
87 Broadview Stn-Main Street Stn	14.40	LF	2	20 ' 00 "	40	0	21.6																												
87A Broadview Stn-Main Street Stn via East York Acres	14.81							LF	2	25 ' 00 "	50	0	17.8	LF	2	25 ' 00 "	50	0	17.8																
Overnight service west of Coxwell Avenue provided by 322 COXWELL																																			

22 COXWELL and 70 O'CONNOR & Egl Routes are interlined temporarily during construction (subsequently postponed) at Coxwell Station

June 20 to July 31, 2010		Monday-Friday morning peak period					Monday-Friday midday					Monday-Friday afternoon peak period					Monday-Friday early evening					Monday-Friday late evening															
Route	RT dist (km) and date of last change	Veh type	No. of Veh	Service interval	Run time (min)	Term time (min)	Avg spd (km/h)	Veh type	No. of Veh	Service interval	Run time (min)	Term time (min)	Avg spd (km/h)	Veh type	No. of Veh	Service interval	Run time (min)	Term time (min)	Avg spd (km/h)	Veh type	No. of Veh	Service interval	Run time (min)	Term time (min)	Avg spd (km/h)	Veh type	No. of Veh	Service interval	Run time (min)	Term time (min)	Avg spd (km/h)	First dep NB or WB	First dep SB or EB	Last dep NB or WB	Last dep SB or EB		
Monday to Friday	10-May-10																																				
22/70 Warden Stn-Queen	17.00	LF	5	16 ' 00 "	75	5	13.6	LF	4.5	16 ' 00 "	69	3	14.8	LF	6.5	12 ' 00 "	75	3	13.6																		
22/70A Eglinton-Queen	17.20	LF	5	16 ' 00 "	75	5	13.8	LF	4.5	16 ' 00 "	69	3	15.0	LF	6.5	12 ' 00 "	75	3	13.8																		
22A/70 Warden Stn-Victoria Park	23.40													LF	4	20 ' 00 "	80	0	17.6	LF	2.5	30 ' 00 "	70	5	20.1												
22A/70A Eglinton-Victoria Park	23.20													LF	4	20 ' 00 "	80	0	17.4																		
22A/70B Eglinton Sq-Victoria Park	22.10													LF	2.5	30 ' 00 "	66	9	20.1																		
Combined/Average			10	8 ' 00 "				9	8 ' 00 "					13	6 ' 00 "					8	10 ' 00 "					5	15 ' 00 "										
Saturday	15-May-10																																				
Saturday early morning																																					
22A/70 Warden Stn-Victoria Park	23.40	LF	3.5	24 ' 00 "	80	4	17.6	LF	4	22 ' 00 "	88	0	16.0	LF	4	22 ' 00 "	88	0	16.0	LF	3	27 ' 00 "	80	1	17.6	LF	2.5	30 ' 00 "	70	5	20.1			605a	555a	125a	200a
22A/70A Eglinton-Victoria Park	23.20	LF	3.5	24 ' 00 "	80	4	17.4	LF	4	22 ' 00 "	88	0	15.8	LF	4	22 ' 00 "	88	0	15.8	LF	3	27 ' 00 "	80	1	17.4												
22A/70B Eglinton Sq-Victoria Park	22.10																			LF	2.5	30 ' 00 "	66	9	20.1												
Combined/Average			7	12 ' 00 "				8	11 ' 00 "					8	11 ' 00 "					6	13 ' 30 "					5	15 ' 00 "										
Sunday	09-May-10																																				
Sunday early morning																																					
22A/70 Warden Stn-Victoria Park	23.40							LF	4	20 ' 00 "	80	0	17.6	LF	4	20 ' 00 "	80	0	17.6	LF	3	26 ' 00 "	76	2	18.5	LF	2.5	30 ' 00 "	70	5	20.1			812a	821a	148a	155a
70 Warden Stn-Greenwood Stn	14.00	LF	1	45 ' 00 "	39	6	21.5							LF	4	20 ' 00 "	80	0	17.4	LF	4	20 ' 00 "	80	0	17.4	LF	3	26 ' 00 "	76	2	18.3			615a	642a	745a	727a
22A/70A Eglinton-Victoria Park	23.20																																				
22A/70B Eglinton Sq-Victoria Park	22.10																			LF	2.5	30 ' 00 "	66	9	20.1												
Combined/Average			1	45 ' 00 "				8	10 ' 00 "					8	10 ' 00 "					6	13 ' 00 "					5	15 ' 00 "										

August 1 to September 4, 2010		Monday-Friday morning peak period					Monday-Friday midday					Monday-Friday afternoon peak period					Monday-Friday early evening					Monday-Friday late evening															
Route	RT dist (km) and date of last change	Veh type	No. of Veh	Service interval	Run time (min)	Term time (min)	Avg spd (km/h)	Veh type	No. of Veh	Service interval	Run time (min)	Term time (min)	Avg spd (km/h)	Veh type	No. of Veh	Service interval	Run time (min)	Term time (min)	Avg spd (km/h)	Veh type	No. of Veh	Service interval	Run time (min)	Term time (min)	Avg spd (km/h)	Veh type	No. of Veh	Service interval	Run time (min)	Term time (min)	Avg spd (km/h)	First dep NB or WB	First dep SB or EB	Last dep NB or WB	Last dep SB or EB		
22 COXWELL &	Bir																																				
Monday to Friday	03-Aug-10																																				
22 Coxwell Stn-Queen	4.36	LF	3	8 ' 00 "	24	0	10.9	LF	3	8 ' 00 "	24	0	10.9	LF	4	6 ' 00 "	24	0	10.9																		
22A Coxwell Stn-Victoria Park	11.07																			LF	4	10 ' 00 "	40	0	16.6	LF	3	12 ' 00 "	36	0	18.5			700p	650p	138a	210a
See 502 DOWNTOWNER and 503 KINGSTON RD																																					
Saturday	07-Aug-10																																				
Saturday early morning																																					
22A Coxwell Stn-Victoria Park	11.07	LF	3	12 ' 00 "	36	0	18.5	LF	4	11 ' 00 "	44	0	15.1	LF	4	11 ' 00 "	44	0	15.1	LF	3	15 ' 00 "	44	1	15.1	LF	3	15 ' 00 "	36	9	18.5			547a	529a	148a	210a
Sunday	01-Aug-10																																				
Sunday morning																																					
22A Coxwell Stn-Victoria Park	11.07							LF	4	10 ' 00 "	40	0	16.6	LF	4	10 ' 00 "	40	0	16.6	LF	3	15 ' 00 "	40	5	16.6	LF	3	15 ' 00 "	36	9	18.5			840a	840a	148a	210a



SERVICE SUMMARY

June 20 to July 31, 2010

TORONTO TRANSIT COMMISSION

Route	RT dist (km) and date of last change	Monday-Friday					Saturday					Sunday					First dep NB or WB	First dep SB or EB	Last dep NB or WB	Last dep SB or EB																																
		Veh type	No. of Veh	Service interval	Run time (min)	Term time (min)	Avg spd (km/h)	Veh type	No. of Veh	Service interval	Run time (min)	Term time (min)	Avg spd (km/h)	Veh type	No. of Veh	Service interval					Run time (min)	Term time (min)	Avg spd (km/h)																													
322 COXWELL &	Bir	Monday-Friday overnight					Saturday overnight					Sunday overnight																																								
Overnight, 7 days a week	17-Feb-09																																																			
322 Broadview Stn via Cosburn-Victoria Park Stn via Kingston Rd	22.61	LF	1.3	30 ' 00 "	39	0	34.8	LF	1.3	30 ' 00 "	39	0	34.8	LF	1.3	30 ' 00 "	39	0	34.8																																	
		Alternates trips with 324 VICTORIA PARK					Alternates trips with 324 VICTORIA PARK					Alternates trips with 324 VICTORIA PARK																																								
42 CUMMER &	Wil	Monday-Friday morning peak period					Monday-Friday midday					Monday-Friday afternoon peak period					Monday-Friday early evening					Monday-Friday late evening																														
Monday to Friday	24-Nov-08																																																			
42 Finch Stn-Victoria Park	18.41	LF	5	11 ' 15 "	50	6	22.1						LF	4	13 ' 00 "	52	0	21.2					634a	651a	900a	831a																										
42 Finch Stn-Victoria Park	18.41	LF	1	Tripper																			332p	306p	649p	634p																										
42A Finch Stn-Middlefield	31.20	LF	4	22 ' 30 "	88	2	21.3	LF	3	30 ' 00 "	84	6	22.3	LF	3.5	26 ' 00 "	91	0	20.6	LF	4	20 ' 00 "	80	0	23.4	LF	3	30 ' 00 "	80	10	23.4	710a	645a	1245a	100a																	
42B Finch Stn-Kennedy	23.16	LF	3	22 ' 30 "	62	6	22.4	LF	2	30 ' 00 "	60	0	23.2	LF	2.5	26 ' 00 "	65	0	21.4	LF	3	20 ' 00 "	58	2	24.0						530a	607a	1011p	940p																		
Combined/Average			13	5 ' 37 "				5	15 ' 00 "				10	6 ' 30 "					7	10 ' 00 "																																
Saturday	29-Nov-08	Saturday early morning					Saturday morning					Saturday afternoon					Saturday early evening					Saturday late evening																														
42A Finch Stn-Middlefield	31.20	LF	4	20 ' 00 "	80	0	23.4	LF	3	30 ' 00 "	85	5	22.0	LF	3	30 ' 00 "	85	5	22.0	LF	3	30 ' 00 "	80	10	23.4	LF	3	30 ' 00 "	80	10	23.4	710a	630a	1245a	100a																	
42B Finch Stn-Kennedy	21.98							LF	2	30 ' 00 "	60	0	22.0	LF	2	30 ' 00 "	60	0	22.0																																	
Combined/Average								5	15 ' 00 "				5	15 ' 00 "																																						
Sunday	23-Nov-08	Sunday morning					Sunday afternoon					Sunday early evening					Sunday late evening																																			
42A Finch Stn-Middlefield	31.20							LF	3	30 ' 00 "	80	10	23.4	LF	4	20 ' 00 "	80	0	23.4	LF	3	30 ' 00 "	80	10	23.4	LF	3	30 ' 00 "	80	10	23.4	750a	830a	1245a	100a																	
113 DANFORTH &	Bir	Monday-Friday morning peak period					Monday-Friday midday					Monday-Friday afternoon peak period					Monday-Friday early evening					Monday-Friday late evening																														
Monday to Friday	21-Jun-10																																																			
113 Main Street Stn-Kennedy Stn	15.03	LF	3	17 ' 00 "	51	0	17.7	LF	2	25 ' 00 "	50	0	18.0	LF	3	18 ' 00 "	54	0	16.7	LF	3	18 ' 00 "	54	0	16.7	LF	2	24 ' 00 "	48	0	18.8	537a	514a	140a	116a																	
Saturday	09-Sep-06	Saturday early morning					Saturday morning					Saturday afternoon					Saturday early evening					Saturday late evening																														
113 Main Street Stn-Kennedy Stn	15.03	LF	2	24 ' 00 "	48	0	18.8	LF	3	18 ' 00 "	54	0	16.7	LF	3	18 ' 00 "	54	0	16.7	LF	2	30 ' 00 "	56	4	16.1	LF	1.5	30 ' 00 "	45	0	20.0	551a	515a	137a	115a																	
		Alternates trips with 87 COSBURN																																																		
Sunday	17-Feb-08	Sunday early morning					Sunday morning					Sunday afternoon					Sunday early evening					Sunday late evening																														
113 Main Street Stn-Kennedy Stn	15.03	LF	2	24 ' 00 "	48	0	18.8	LF	2	24 ' 00 "	48	0	18.8	LF	3	20 ' 00 "	48	12	18.8	LF	1.5	30 ' 00 "	45	0	20.0	LF	1.5	30 ' 00 "	45	0	20.0	812a	742a	138a	115a																	
		Alternates trips with 87 COSBURN																																																		
Overnight service on Danforth Avenue provided by 300 BLOOR-DANFORTH and overnight service on Danforth Road provided by 302 DANFORTH RD-McCOWAN																																																				
302 DANFORTH RD-McCOWAN &	Bir	Monday-Friday overnight					Saturday overnight					Sunday overnight																																								
Overnight, 7 days a week	17-Feb-08																																																			
302 Danforth Ave-Steeles	33.15	LF	2	30 ' 00 "	60	0	33.2	LF	2	30 ' 00 "	60	0	33.2	LF	2	30 ' 00 "	60	0	33.2																																	
127 DAVENPORT &	MtD	Monday-Friday morning peak period					Monday-Friday midday					Monday-Friday afternoon peak period					Monday-Friday early evening					Monday-Friday late evening																														
Monday to Friday	24-Nov-08																																																			
127 Spadina Stn-St Clair & Old Weston Rd	12.15	LF	3	17 ' 00 "	50	1	14.6	LF	2	22 ' 30 "	45	0	16.2	LF	2	25 ' 00 "	50	0	14.6	LF	2	22 ' 30 "	45	0	16.2	LF	2	20 ' 00 "	40	0	18.2	545a	609a	110a	110a																	
Saturday	29-Nov-08	Saturday early morning					Saturday morning					Saturday afternoon					Saturday early evening					Saturday late evening																														
127 Spadina Stn-St Clair & Old Weston Rd	12.15	LF	2	22 ' 30 "	45	0	16.2	LF	2	22 ' 30 "	45	0	16.2	LF	2	22 ' 30 "	45	0	16.2	LF	2	22 ' 30 "	45	0	16.2	LF	2	20 ' 00 "	40	0	18.2	600a	622a	110a	110a																	
Sunday	23-Nov-08	Sunday morning					Sunday afternoon					Sunday early evening					Sunday late evening																																			
127 Spadina Stn-St Clair & Old Weston Rd	12.15							LF	2	22 ' 30 "	45	0	16.2	LF	2	22 ' 30 "	45	0	16.2	LF	2	20 ' 00 "	40	0	18.2	LF	2	20 ' 00 "	40	0	18.2	905a	842a	110a	110a																	



SERVICE SUMMARY

June 20 to July 31, 2010

TORONTO TRANSIT COMMISSION

Route	RT dist (km) and date of last change	No. of Veh	Service interval	Run time (min)	Term time (min)	Avg spd (km/h)	No. of Veh	Service interval	Run time (min)	Term time (min)	Avg spd (km/h)	No. of Veh	Service interval	Run time (min)	Term time (min)	Avg spd (km/h)	No. of Veh	Service interval	Run time (min)	Term time (min)	Avg spd (km/h)	No. of Veh	Service interval	Run time (min)	Term time (min)	Avg spd (km/h)	First dep NB or WB	First dep SB or EB	Last dep NB or WB	Last dep SB or EB		
28 DAVISVILLE &																																
28 Davisville Stn-Bayview																																
28A Davisville Stn-Brick Works																																
23 DAWES &	Bir																															
Monday to Friday	21-Jun-10		Monday-Friday morning peak period					Monday-Friday midday					Monday-Friday afternoon peak period					Monday-Friday early evening						Monday-Friday late evening								
23 Main Street Stn-St Clair	7.55	LF	5 6 ' 00 " 30 0 15.1				LF	3 10 ' 00 " 30 0 15.1				LF	3 10 ' 00 " 30 0 15.1				LF	2 15 ' 00 " 30 0 15.1				LF	1 30 ' 00 " 30 0 15.1			528a	515a	145a	130a			
Saturday	21-Oct-06		Saturday early morning					Saturday morning					Saturday afternoon					Saturday early evening					Saturday late evening									
23 Main Street Stn-St Clair	7.55	LF	2 13 ' 00 " 26 0 17.4				LF	3 10 ' 00 " 30 0 15.1				LF	3 10 ' 00 " 30 0 15.1				LF	2 15 ' 00 " 30 0 15.1				LF	1 30 ' 00 " 30 0 15.1			537a	550a	145a	130a			
Sunday	28-Mar-10		Sunday morning					Sunday afternoon					Sunday early evening					Sunday late evening														
23 Main Street Stn-St Clair	7.55	LF	1 24 ' 00 " 24 0 18.9				LF	2 15 ' 00 " 30 0 15.1				LF	2 15 ' 00 " 30 0 15.1				LF	1 30 ' 00 " 30 0 15.1				LF	1 30 ' 00 " 30 0 15.1			840a	852a	100a	115a			
25 DON MILLS &	Egl																															
Monday to Friday	21-Jun-10		Monday-Friday morning peak period					Monday-Friday midday					Monday-Friday afternoon peak period					Monday-Friday early evening					Monday-Friday late evening									
25 Pape Stn-Steeles	32.70	LF	28 4 ' 00 " 108 4 18.2				LF	18 6 ' 00 " 105 3 18.7				LF	27 4 ' 00 " 108 0 18.2				LF	15 6 ' 30 " 94 4 21.0				LF	7 12 ' 00 " 84 0 23.4			440a	520a	149a	110a			
Saturday	23-Feb-08		Saturday early morning					Saturday morning					Saturday afternoon					Saturday early evening					Saturday late evening									
25 Pape Stn-Steeles	32.70	LF	9 10 ' 00 " 90 0 21.8				LF	19 5 ' 20 " 100 2 19.7				LF	19 5 ' 20 " 100 2 19.7				LF	9 10 ' 00 " 84 6 23.4				LF	6 15 ' 00 " 80 10 24.5			440a	520a	149a	110a			
Sunday	03-Sep-06		Sunday early morning					Sunday morning					Sunday afternoon					Sunday early evening					Sunday late evening									
25 Pape Stn-Steeles	32.70	LF	3 30 ' 00 " 90 0 21.8				LF	14 7 ' 00 " 98 0 20.0				LF	17 6 ' 00 " 98 4 20.0				LF	8 10 ' 00 " 80 0 24.5				LF	6 15 ' 00 " 80 10 24.5			440a	520a	149a	110a			
303 DON MILLS &	Egl																															
Overnight, 7 days a week	04-Sep-05		Monday-Friday overnight					Saturday overnight					Sunday overnight																			
303 Steeles-Queen via Broadview	47.04	LF	3 30 ' 00 " 90 0 31.4				LF	3 30 ' 00 " 90 0 31.4				LF	3 30 ' 00 " 90 0 31.4																			
108 DOWNSVIEW &	Arw																															
Monday to Friday	21-Jun-10		Monday-Friday morning peak period					Monday-Friday midday					Monday-Friday afternoon peak period					Monday-Friday early evening					Monday-Friday late evening									
108 Downsview Stn-Jane	16.91	LF	3.5 15 ' 00 " 50 3 20.3				LF	2 24 ' 00 " 43 5 23.6				LF	2.5 20 ' 00 " 48 2 21.1				LF	4 11 ' 00 " 43 1 23.6				LF	3 15 ' 00 " 41 4 24.7			612a	545a	105a	106a			
108A Downsview Stn-Jane via Grandravine	15.26	LF	3.5 15 ' 00 " 50 3 18.3				LF	2 24 ' 00 " 43 5 21.3				LF	2.5 20 ' 00 " 48 2 19.1														622a	559a	655p	726p		
Combined/Average			7 7 ' 30 "				4 12 ' 00 "					5 10 ' 00 "					4 11 ' 00 "					3 15 ' 00 "										
Saturday	03-Apr-10		Saturday early morning					Saturday morning					Saturday afternoon					Saturday early evening					Saturday late evening									
108 Downsview Stn-Jane	16.91	LF	3 15 ' 00 " 40 5 25.4				LF	4 12 ' 00 " 43 5 23.6				LF	6 7 ' 30 " 44 1 23.1				LF	2 22 ' 00 " 40 4 25.4				LF	2 22 ' 00 " 40 4 25.4			545a	615a	105a	105a			
Sunday	28-Mar-10		Sunday morning					Sunday afternoon					Sunday early evening					Sunday late evening														
108 Downsview Stn-Jane	16.91	LF	3 15 ' 00 " 40 5 25.4				LF	4 12 ' 00 " 44 4 23.1				LF	2 22 ' 00 " 40 4 25.4				LF	2 22 ' 00 " 40 4 25.4				LF	2 22 ' 00 " 40 4 25.4			830a	825a	105a	105a			
142 DOWNTOWN/ AVENUE RD EXPRESS &	Wil																															
Monday to Friday	21-Jun-10		Monday-Friday morning peak period					Monday-Friday afternoon peak period																								
142 Downtown-Highway 401	24.41	LF	3 30 ' 00 " 90 0 16.3					LF	3 30 ' 00 " 90 0 16.3																		705a	630a	740a	830a		
																											400p	442p	630p	542p		
143 DOWNTOWN/ BEACH EXPRESS &	Bir																															
Monday to Friday	19-Oct-09		Monday-Friday morning peak period					Monday-Friday afternoon peak period																								
143 Downtown-Neville Park	20.37	LF	3 Six WB trips					LF	2 Five EB trips																		705a	735a	845a	825a		
																											440p	410p	540p	618p		



SERVICE SUMMARY

June 20 to July 31, 2010

TORONTO TRANSIT COMMISSION

Route	RT dist (km) and date of last change	No. of Veh type	Service interval	Run time (min)	Term time (min)	Avg spd (km/h)	No. of Veh type	Service interval	Run time (min)	Term time (min)	Avg spd (km/h)	No. of Veh type	Service interval	Run time (min)	Term time (min)	Avg spd (km/h)	No. of Veh type	Service interval	Run time (min)	Term time (min)	Avg spd (km/h)	First dep NB or WB	First dep SB or EB	Last dep NB or WB	Last dep SB or EB										
144 DOWNTOWN/ DON VALLEY EXPRESS & Monday to Friday	Egl 04-Jan-10		Monday-Friday morning peak period					Monday-Friday afternoon peak period																											
144 Downtown-Wynford and Underhill	39.75						LF	4	Eight NB trips													410p		640p											
144A Underhill-Downtown	41.02	LF	5	Five SB trips																			650a		802a										
144B Wynford-Downtown	32.19	LF	4	Seven SB trips																			645a		815a										
Combined/Average			9					4																											
145 DOWNTOWN/ HUMBER BAY EXPRESS & Monday to Friday	Qsy 23-Nov-09		Monday-Friday morning peak period					Monday-Friday afternoon peak period																											
145 Kipling-Downtown	28.81	LF	Three EB trips				LF	Three WB trips																630a		730a									
145A Park Lawn-Downtown	23.74	LF	Two EB trips				LF	Three WB trips															550p	800a	650p	830a									
Combined/Average			3					3															420p		520p										
141 DOWNTOWN/ MT PLEASANT EXPRESS Monday to Friday	MtD 19-Oct-09		Monday-Friday morning peak period					Monday-Friday afternoon peak period																											
141 Downtown-Eglinton	20.12	HF	3	Four SB trips			HF	2	Two NB trips														444p	710a	514p	835a									
502 DOWNTOWNER and 503 KINGSTON RD Monday to Friday	Bir/Mal 10-May-10		Monday-Friday morning peak period					Monday-Friday midday					Monday-Friday afternoon peak period																						
502 McCaul – Victoria Park	18.76	HF	7	12 '00 "	84	0	13.4	HF	4	20 '00 "	80	0	14.1	HF	7	12 '00 "	84	0	13.4					521a	601a	554p	634p								
503 York – Victoria Park	17.94	HF	6	12 '00 "	72	0	15.0	HF	6	12 '00 "	72	0	15.0	HF	6	12 '00 "	72	0	15.0					627a	701a	839a	913a								
Combined/Average			13	6 '00 "					13	6 '00 "													324p	404p	548p	622p									
Evening and weekend service on Kingston Road provided by 22 COXWELL. Overnight service on Kingston Road provided by 322 COXWELL.																																			
125 DREWRY & Monday to Friday	Wil 04-Jan-10		Monday-Friday morning peak period					Monday-Friday midday					Monday-Friday afternoon peak period					Monday-Friday early evening					Monday-Friday late evening												
125 Finch Stn-Bathurst (Torresdale)	7.92	LF	4	8 '00 "	30	2	15.8	LF	1	30 '00 "	28	2	17.0	LF	3	10 '00 "	30	0	15.8	LF	2	15 '00 "	25	5	19.0	LF	1	30 '00 "	25	5	19.0	600a	542a	100a	1242a
Saturday	09-Jan-10		Saturday early morning					Saturday morning					Saturday afternoon					Saturday early evening					Saturday late evening												
125 Finch Stn-Bathurst (Torresdale)	7.92	LF	1	30 '00 "	25	5	19.0	LF	1	30 '00 "	28	2	17.0	LF	1	30 '00 "	28	2	17.0	LF	1	30 '00 "	25	5	19.0	LF	1	30 '00 "	25	5	19.0	630a	612a	100a	1242a
Sunday	03-Jan-10		Sunday morning					Sunday afternoon					Sunday early evening					Sunday late evening																	
125 Finch Stn-Bathurst (Torresdale)	7.92						LF	1	30 '00 "	28	2	17.0	LF	1	30 '00 "	28	2	17.0	LF	1	30 '00 "	25	5	19.0	LF	1	30 '00 "	25	5	19.0	900a	844a	100a	1242a	



SERVICE SUMMARY

June 20 to July 31, 2010

TORONTO TRANSIT COMMISSION

Route	RT dist (km) and date of last change	Monday-Friday morning peak period					Monday-Friday midday					Monday-Friday afternoon peak period					Monday-Friday early evening					Monday-Friday late evening					First dep NB or WB	First dep SB or EB	Last dep NB or WB	Last dep SB or EB										
		Veh type	No. of Veh	Service interval	Run time (min)	Term time (min)	Avg spd (km/h)	Veh type	No. of Veh	Service interval	Run time (min)	Term time (min)	Avg spd (km/h)	Veh type	No. of Veh	Service interval	Run time (min)	Term time (min)	Avg spd (km/h)	Veh type	No. of Veh	Service interval	Run time (min)	Term time (min)	Avg spd (km/h)	Veh type					No. of Veh	Service interval	Run time (min)	Term time (min)	Avg spd (km/h)					
29 DUFFERIN & Monday to Friday	Wil 10-May-10	<i>Italicised branch names are for internal use only</i>																																						
<i>29 Wilson Stn-Exhibition (Dufferin Gate)</i>	24.48						Lift 12 8 ' 15 " 95 4 14.8										Lift 11 7 ' 30 " 81 2 17.8										820a	846a	301p	333p										
<i>29 To Exhibition (Dufferin Gate)</i>																											539p	612p	1111p	1030p										
<i>29 To Wilson Stn</i>																																								
<i>29A Tycos Dr-Exhibition (Dufferin Gate)</i>	18.31	Lift	12	5 ' 15 "	61	2	17.4						Lift	13	6 ' 00 "	73	5	14.1											646a	646a	815a	847a								
<i>29 To Exhibition (Dufferin Gate)</i>																																310p	349p	533p	614p					
<i>29A To Tycos</i>																																								
<i>29B Wilson Stn-Ontario Place</i>	27.12						Lift 6.5 16 ' 30 " 105 2 15.2					Lift 9 12 ' 00 " 105 3 15.1					Lift 6 15 ' 00 " 90 0 18.1					Lift 5.5 13 ' 00 " 70 2 22.8										937a	842a	142a	135a					
<i>29 To Ontario Place</i>																																								
<i>29 To Wilson Stn</i>																																								
<i>29D Wilson Stn-Exhibition (Princes' Gates)</i>	27.12	Lift	19	5 ' 15 "	98	2	16.3	Lift	6.5	16 ' 30 "	105	2	15.2	Lift	9	12 ' 00 "	105	3	15.1	Lift	6	15 ' 00 "	90	0	18.1	Lift	5.5	13 ' 00 "	70	2	22.8						527a	445a	150a	115a
<i>29 To Exhibition (Princes' Gates)</i>																																								
<i>29 To Wilson Stn</i>																																								
Combined/Average		31 2 ' 37 "					25 4 ' 08 "					31 3 ' 00 "					23 3 ' 45 "					11 6 ' 30 "																		
Saturday	15-May-10	Saturday early morning					Saturday morning					Saturday afternoon					Saturday early evening					Saturday late evening																		
<i>29 Wilson Stn-Exhibition (Dufferin Gate)</i>	24.48						Lift 14 7 ' 30 " 101 4 14.0					Lift 17 6 ' 00 " 101 1 14.4																				853a	804a	738p	651p					
<i>29 To Exhibition (Dufferin Gate)</i>																																								
<i>29 To Wilson Stn</i>																																								
<i>29B Wilson Stn-Ontario Place</i>	27.12						Lift 7.5 15 ' 00 " 112 1 14.5					Lift 9.5 12 ' 00 " 112 2 14.3					Lift 6 14 ' 40 " 88 0 18.5					Lift 3.5 20 ' 00 " 70 0 23.2										911a	816a	145a	142a					
<i>29 To Ontario Place</i>																																								
<i>29 To Wilson Stn</i>																																								
<i>29D Wilson Stn-Exhibition (Princes' Gates)</i>	27.12	Lift	13	6 ' 15 "	81	0	20.0	Lift	7.5	15 ' 00 "	112	1	14.5	Lift	9.5	12 ' 00 "	112	2	14.3	Lift	6	14 ' 40 "	88	0	18.5	Lift	3.5	20 ' 00 "	70	0	23.2						525a	500a	155a	120a
<i>29 To Exhibition (Princes' Gates)</i>																																								
<i>29 To Wilson Stn</i>																																								
Combined/Average		13 6 ' 15 "					29 3 ' 45 "					36 3 ' 00 "					12 7 ' 20 "					7 10 ' 00 "																		
Sunday	09-May-10	Sunday early morning					Sunday morning					Sunday afternoon					Sunday early evening					Sunday late evening																		
<i>29 Wilson Stn-Exhibition (Dufferin Gate)</i>	24.48						Lift 10 9 ' 00 " 89 1 16.3					Lift 15 6 ' 20 " 89 6 15.5																				903a	825a	744p	710p					
<i>29 To Exhibition (Dufferin Gate)</i>																																								
<i>29 To Wilson Stn</i>																																								
<i>29B Wilson Stn-Ontario Place</i>	27.12						Lift 6 18 ' 00 " 99 9 15.1					Lift 8 12 ' 40 " 99 3 16.1					Lift 4 20 ' 00 " 76 4 20.3					Lift 3.5 20 ' 00 " 70 0 23.2										926a	836a	145a	142a					
<i>29 To Ontario Place</i>																																								
<i>29 To Wilson Stn</i>																																								
<i>29D Wilson Stn-Exhibition (Princes' Gates)</i>	27.12	Lift	7	10 ' 00 "	70	0	23.2	Lift	6	18 ' 00 "	99	9	15.1	Lift	8	12 ' 40 "	99	3	16.1	Lift	4	20 ' 00 "	76	4	20.3	Lift	3.5	20 ' 00 "	70	0	23.2						540a	505a	155a	120a
<i>29 To Exhibition (Princes' Gates)</i>																																								
<i>29 To Wilson Stn</i>																																								
Combined/Average		7 10 ' 00 "					22 4 ' 30 "					31 3 ' 10 "					8 10 ' 00 "					7 10 ' 00 "																		
329 DUFFERIN & Overnight, 7 days a week	MtD/Wil 23-Nov-08	Monday-Friday overnight					Saturday overnight					Sunday overnight																												
329 Wilson Stn-Exhibition	30.75	LF	2.4	30 ' 00 "	71	0	26.0	LF	2.4	30 ' 00 "	71	0	26.0	LF	2.4	30 ' 00 "	71	0	26.0																					
		Alternates trips with 316 OSSINGTON					Alternates trips with 316 OSSINGTON					Alternates trips with 316 OSSINGTON																												



SERVICE SUMMARY

June 20 to July 31, 2010

TORONTO TRANSIT COMMISSION

Route	RT dist (km) and date of last change	No. of				Run time (min)	Term time (min)	Avg spd (km/h)	No. of				Run time (min)	Term time (min)	Avg spd (km/h)	No. of				Run time (min)	Term time (min)	Avg spd (km/h)	No. of	Run time (min)	Term time (min)	Avg spd (km/h)	First dep NB or WB	First dep SB or EB	Last dep NB or WB	Last dep SB or EB					
		Veh type	Veh	Service interval	Service interval				Veh type	Veh	Service interval	Service interval				Veh type	Veh	Service interval	Service interval												Veh type	Veh	Service interval	Service interval	
105 DUFFERIN NORTH &		Service outside Toronto north of Steeles Avenue is provided under contract to York Region.																																	
Monday to Friday		Monday-Friday morning peak period				Monday-Friday midday				Monday-Friday afternoon peak period				Monday-Friday early evening				Monday-Friday late evening																	
105 Downsvew Stn-Rutherford	23.8	LF	2.5	28 ' 00 "	61	9	23.4	LF	2	30 ' 00 "	56	4	25.5	LF	3.5	24 ' 00 "	75	9	19.0	LF	2	30 ' 00 "	55	5	25.9					600a	527a	1100p	1131p		
105B Downsvew Stn-Major Mackenzie	28.1	LF	2.5	28 ' 00 "	69	1	24.5							LF	3.5	24 ' 00 "	83	1	20.3											632a	707a	616p	702p		
105C Downsvew Stn-Steeles	11.2													LF	1	30 ' 00 "	30	0	22.3										1130p	1145p	100a	115a			
Combined/Average			5	14 ' 00 "					2	30 ' 00 "					7	12 ' 00 "					2	30 ' 00 "							1	30 ' 00 "					
Saturday		Saturday early morning				Saturday morning				Saturday afternoon				Saturday early evening				Saturday late evening																	
105 Downsvew Stn-Rutherford	23.8	LF	2	30 ' 00 "	55	5	25.9	LF	2	30 ' 00 "	55	5	25.9	LF	2	30 ' 00 "	55	5	25.9	LF	2	30 ' 00 "	55	5	25.9					601a	531a	1000p	1031p		
105C Downsvew Stn-Steeles	11.2													LF	1	30 ' 00 "	30	0	22.3										1030p	1045p	100a	115a			
Sunday		Sunday morning				Sunday afternoon				Sunday early evening				Sunday late evening																					
105 Downsvew Stn-Rutherford	23.8							LF	2	30 ' 00 "	55	5	25.9	LF	2	30 ' 00 "	55	5	25.9	LF	2	30 ' 00 "	55	5	25.9					900a	831a	1000p	1031p		
105C Downsvew Stn-Steeles	11.2													LF	1	30 ' 00 "	30	0	22.3										1030p	1045p	100a	115a			
505 DUNDAS		Ron/Rus																																	
June 20 to July 31, 2010		Monday-Friday morning peak period				Monday-Friday midday				Monday-Friday afternoon peak period				Monday-Friday early evening				Monday-Friday late evening																	
505 Dundas West Stn – Broadview Stn	21.47	CLRV	16	6 ' 15 "	94	6	13.7	CLRV	19	5 ' 30 "	96	8	13.4	CLRV	18	6 ' 00 "	100	8	12.9	CLRV	11	8 ' 00 "	83	5	15.5	CLRV	6	14 ' 00 "	78	6	16.5	520a	520a	1252a	1249a
Saturday		Saturday early morning				Saturday morning				Saturday afternoon				Saturday early evening				Saturday late evening																	
505 Dundas West Stn – Broadview Stn	21.47	CLRV	9	10 ' 00 "	84	6	15.3	CLRV	18	6 ' 00 "	104	4	12.4	CLRV	24	4 ' 45 "	105	9	12.3	CLRV	8	12 ' 00 "	91	5	14.2	CLRV	6	14 ' 00 "	78	6	16.5	527a	536a	1251a	1251a
Sunday		Sunday early morning				Sunday morning				Sunday afternoon				Sunday early evening				Sunday late evening																	
505 Dundas West Stn – Broadview Stn	21.47	CLRV	4	20 ' 00 "	80	0	16.1	CLRV	12	8 ' 00 "	92	4	14.0	CLRV	18	5 ' 40 "	94	8	13.7	CLRV	8	12 ' 00 "	91	5	14.2	CLRV	6	14 ' 00 "	78	6	16.5	530a	530a	1246a	1249a
August 1 to September 4, 2010		Due to City of Toronto water main construction, service is diverted via College between Bathurst and Spadina.																																	
Monday to Friday		Monday-Friday morning peak period				Monday-Friday midday				Monday-Friday afternoon peak period				Monday-Friday early evening				Monday-Friday late evening																	
505 Dundas West Stn – Broadview Stn	22.0	CLRV	16	6 ' 45 "	102	6	12.9	CLRV	19	5 ' 45 "	104	5	12.7	CLRV	18	6 ' 15 "	108	5	12.2	CLRV	11	8 ' 45 "	91	5	14.5	CLRV	6	15 ' 00 "	84	6	15.7	520a	520a	1252a	1249a
Saturday		Saturday early morning				Saturday morning				Saturday afternoon				Saturday early evening				Saturday late evening																	
505 Dundas West Stn – Broadview Stn	22.0	CLRV	9	10 ' 00 "	88	2	15.0	CLRV	18	6 ' 30 "	112	5	11.8	CLRV	24	5 ' 00 "	113	7	11.7	CLRV	8	13 ' 00 "	99	5	13.3	CLRV	6	15 ' 00 "	84	6	15.7	527a	536a	1251a	1251a
Sunday		Sunday early morning				Sunday morning				Sunday afternoon				Sunday early evening				Sunday late evening																	
505 Dundas West Stn – Broadview Stn	22.0	CLRV	4	22 ' 00 "	86	2	15.3	CLRV	12	8 ' 40 "	100	4	13.2	CLRV	18	6 ' 00 "	102	6	12.9	CLRV	8	13 ' 00 "	99	5	13.3	CLRV	6	15 ' 00 "	84	6	15.7	530a	530a	1246a	1249a
26 DUPONT &		Mtd																																	
Monday to Friday		Monday-Friday morning peak period				Monday-Friday midday				Monday-Friday afternoon peak period				Monday-Friday early evening				Monday-Friday late evening																	
26 St George Stn-Jane Stn	19.09	LF	5	15 ' 00 "	70	5	16.4	LF	4	20 ' 00 "	68	12	16.8	LF	4	18 ' 00 "	70	2	16.4	LF	3	20 ' 00 "	60	0	19.1	LF	2	30 ' 00 "	60	0	19.1	540a	510a	200a	130a
Saturday		Saturday early morning				Saturday morning				Saturday afternoon				Saturday early evening				Saturday late evening																	
26 St George Stn-Jane Stn	19.09	LF	2	30 ' 00 "	60	0	19.1	LF	3	24 ' 00 "	72	0	15.9	LF	3	24 ' 00 "	72	0	15.9	LF	3	24 ' 00 "	72	0	15.9	LF	2	30 ' 00 "	60	0	19.1	540a	540a	200a	130a
Sunday		Sunday early morning				Sunday morning				Sunday afternoon				Sunday early evening				Sunday late evening																	
26 St George Stn-Jane Stn	19.09	LF	2	30 ' 00 "	60	0	19.1	LF	2	30 ' 00 "	60	0	19.1	LF	2	30 ' 00 "	60	0	19.1	LF	2	30 ' 00 "	60	0	19.1	LF	2	30 ' 00 "	60	0	19.1	710a	740a	140a	110a



SERVICE SUMMARY

June 20 to July 31, 2010

TORONTO TRANSIT COMMISSION

Route	RT dist (km) and date of last change	Monday-Friday morning peak period					Monday-Friday midday					Monday-Friday afternoon peak period					Monday-Friday early evening					Monday-Friday late evening																		
		Veh type	No. of Veh	Service interval	Run time (min)	Term time (min)	Avg spd (km/h)	Veh type	No. of Veh	Service interval	Run time (min)	Term time (min)	Avg spd (km/h)	Veh type	No. of Veh	Service interval	Run time (min)	Term time (min)	Avg spd (km/h)	Veh type	No. of Veh	Service interval	Run time (min)	Term time (min)	Avg spd (km/h)	Veh type	No. of Veh	Service interval	Run time (min)	Term time (min)	Avg spd (km/h)	First dep NB or WB	First dep SB or EB	Last dep NB or WB	Last dep SB or EB					
111 EAST MALL &	Qsy																																							
Monday to Friday	29-Mar-10																																							
111 Kipling Stn-Eglinton	17.93	LF	5	10'00"	46	4	23.4	LF	4	12'00"	46	2	23.4	LF	5	11'00"	49	6	22.0	LF	3	15'00"	45	0	23.9	LF	2	20'00"	36	4	29.9	525a	510a	120a	103a					
Saturday	20-Feb-10																																							
111 Kipling Stn-Eglinton	17.93	LF	2	20'00"	40	0	26.9	LF	3.5	15'00"	52	0	20.6	LF	5	11'00"	47	8	22.9	LF	2	20'00"	39	1	27.6	LF	2	20'00"	36	4	29.9	551a	610a	102a	1247a					
Alternates trips with 123 SHORNCLIFFE																																								
Sunday	14-Feb-10																																							
111 Kipling Stn-Eglinton	17.93	LF	3	15'00"	45	0	23.9	LF	3	15'00"	45	0	23.9	LF	3	18'00"	47	7	22.9	LF	2	20'00"	39	1	27.6	LF	2	20'00"	36	4	29.9	820a	849a	103a	1247a					
404 EAST YORK COMMUNITY BUS &	W-T																																							
Monday to Friday	Mar-05																																							
404 East General Hospital-Shoppers World via Victoria Park Stn							CB	1	75'00"	75	0							CB	1	75'00"	75	0							930a	1005a	500p	535p								
34 EGLINTON EAST &	Egl																																							
Monday to Friday	21-Jun-10																																							
34 Eglinton Stn-Kingston Rd	33.71	LF	12	9'15"	110	1	18.4						LF	12	10'00"	118	2	17.1											518a	500a	904a	854a								
34C Eglinton Stn-Kennedy Stn	23.33	LF	9	9'15"	83	0	16.8	LF	12	6'45"	81	0	17.3	LF	9	10'00"	86	4	16.3	LF	10	8'00"	80	0	17.5	LF	5	14'00"	70	0	20.0	311p	250p	700p	620p					
Combined/Average					21	4'38"				12	6'45"				21	5'00"				10	8'00"				5	14'00"				644a	621a	210a	200a							
Saturday	23-Feb-08																																							
34C Eglinton Stn-Kennedy Stn	23.33	LF	6	12'00"	72	0	19.4	LF	9	8'30"	76	1	18.4	LF	11	7'00"	76	1	18.4	LF	6	11'00"	66	0	21.2	LF	4	15'00"	60	0	23.3	501a	514a	210a	200a					
Sunday	30-Mar-08																																							
34C Eglinton Stn-Kennedy Stn	23.33	LF	6	12'00"	72	0	19.4	LF	6	12'00"	72	0	19.4	LF	8	9'30"	72	4	19.4	LF	4	17'00"	66	2	21.2	LF	3	20'00"	60	0	23.3	702a	715a	220a	150a					
305 EGLINTON EAST &	Egl																																							
Overnight, 7 days a week	14-Feb-10																																							
305 Eglinton Stn-Rouge Hill GO Stn	48.20	LF	3.5	30'00"	105	0	27.5	LF	3.5	30'00"	105	0	27.5	LF	3.5	30'00"	105	0	27.5																					
Alternates trips with 354 LAWRENCE EAST																																								



TORONTO TRANSIT COMMISSION

SERVICE SUMMARY

June 20 to July 31, 2010

Route	RT dist (km) and date of last change	No. of Veh	Service interval	Run time (min)	Term time (min)	Avg spd (km/h)	No. of Veh	Service interval	Run time (min)	Term time (min)	Avg spd (km/h)	No. of Veh	Service interval	Run time (min)	Term time (min)	Avg spd (km/h)	No. of Veh	Service interval	Run time (min)	Term time (min)	Avg spd (km/h)	No. of Veh	Service interval	Run time (min)	Term time (min)	Avg spd (km/h)	First dep NB or WB	First dep SB or EB	Last dep NB or WB	Last dep SB or EB					
32 EGLINTON WEST &	MtD																																		
Monday to Friday	21-Jun-10		Monday-Friday morning peak period					Monday-Friday midday					Monday-Friday afternoon peak period					Monday-Friday early evening						Monday-Friday late evening											
32 Eglinton Stn-Renforth	32.99																						HF	6	15 ' 00 "	90	0	22.0	914p	1010p	120a	110a			
32A Eglinton Stn-Renforth & Skymark	34.65	LF	25	5 ' 00 "	119	6	17.5	LF	5	22 ' 00 "	108	2	19.2	LF	18	7 ' 00 "	118	8	17.6	LF	10	11 ' 00 "	109	1	19.1			442a	516a	903p	1000p				
32B Eglinton Stn-Airport Corporate Centre	41.75	LF	1	20 ' 00 "	138	7	18.2	LF	6	22 ' 00 "	122	10	20.5	LF	1	21 ' 00 "	136	11	18.4												550a	701a	600p	719p	
32C Eglinton Stn-Jane & Lawrence via Trethewey	20.18	LF	18	5 ' 00 "	85	5	14.3	LF	8	11 ' 00 "	84	4	14.4	LF	13	7 ' 00 "	89	2	13.6	LF	8	11 ' 00 "	84	4	14.4	LF	5	15 ' 00 "	70	5	17.3	547a	535a	110a	130a
32D Eglinton West Stn-Jane & Emmett	13.21	LF	5	10 ' 00 "	43	7	18.4	LF	5	11 ' 00 "	48	7	16.5	LF	7	7 ' 00 "	47	2	16.9	LF	2	24 ' 00 "	48	0	16.5	LF	2	24 ' 00 "	44	4	18.0	630a	601a	104a	104a
Combined/Average			49	2 ' 00 "				24	3 ' 40 "					39	2 ' 20 "					20	4 ' 28 "														
			Every 4th 32A operates as a 32B								Every 3rd 32A operates as a 32B																								
Saturday	24-Oct-09		Saturday early morning					Saturday morning					Saturday afternoon					Saturday early evening					Saturday late evening												
32 Eglinton Stn-Renforth	32.99																																		
32A Eglinton Stn-Renforth & Skymark	34.65	LF	7	15 ' 00 "	95	10	21.9	LF	14	9 ' 00 "	125	1	16.6	LF	14	9 ' 00 "	125	1	16.6	LF	5	20 ' 00 "	96	4	20.6	LF	4	24 ' 00 "	90	6	22.0	442a	515a	108a	111a
32C Eglinton Stn-Jane & Lawrence via Trethewey	20.18	LF	5	15 ' 00 "	75	0	16.1	LF	11	9 ' 00 "	96	3	12.6	LF	11	9 ' 00 "	96	3	12.6	LF	4	20 ' 00 "	72	8	16.8	LF	3	24 ' 00 "	70	2	17.3	552a	530a	120a	132a
32D Eglinton West Stn-Jane & Emmett	13.21	LF	2	24 ' 00 "	43	5	18.4	LF	2	30 ' 00 "	60	0	13.2	LF	2	30 ' 00 "	60	0	13.2	LF	2	24 ' 00 "	48	0	16.5	LF	2	24 ' 00 "	44	4	18.0	618a	614a	104a	103a
Combined/Average			14	5 ' 43 "				27	3 ' 55 "					27	3 ' 55 "					11	7 ' 04 "														
307 EGLINTON WEST &	MtD																																		
Overnight, 7 days a week	23-Nov-08		Monday-Friday overnight					Saturday overnight					Sunday overnight																						
307 Eglinton Stn-Pearson Airport	38.95	LF	3	30 ' 00 "	90	0	26.0	LF	3	30 ' 00 "	90	0	26.0	LF	3	30 ' 00 "	90	0	26.0																
405 ETOBICOKE COMMUNITY BUS &	W-T																																		
Monday to Friday	24-Oct-05							Monday-Friday midday					Monday-Friday afternoon peak period																						
405 Richview-Kipling		CB	1	74 ' 00 "	74	0		CB	1	74 ' 00 "	74	0																							
15 EVANS &	Qsy																																		
Monday to Friday	21-Jun-10		Monday-Friday morning peak period					Monday-Friday midday					Monday-Friday afternoon peak period					Monday-Friday early evening					Monday-Friday late evening												
15 Royal York Stn-Sherway	16.51	LF	3	17 ' 00 "	50	1	19.8	LF	2	22 ' 30 "	45	0	22.0	LF	3	17 ' 00 "	50	1	19.8	LF	1.5	30 ' 00 "	40	5	24.8	LF	1.5	30 ' 00 "	40	5	24.8	600a	545a	115a	105a
			Alternates trips with 48 RATHBURN								Alternates trips with 48 RATHBURN								Alternates trips with 48 RATHBURN																
Saturday	29-Nov-08		Saturday early morning					Saturday morning					Saturday afternoon					Saturday early evening					Saturday late evening												
15 Royal York Stn-Sherway	16.51	LF	1.5	30 ' 00 "	45	0	22.0	LF	1.5	30 ' 00 "	45	0	22.0	LF	1.5	30 ' 00 "	45	0	22.0	LF	1.5	30 ' 00 "	40	5	24.8	LF	1.5	30 ' 00 "	40	5	24.8	600a	600a	100a	1250a
			Alternates trips with 48 RATHBURN								Alternates trips with 48 RATHBURN								Alternates trips with 48 RATHBURN																
Sunday	23-Nov-08							Sunday morning					Sunday afternoon					Sunday early evening					Sunday late evening												
15 Royal York Stn-Sherway	16.51							LF	1.5	30 ' 00 "	40	5	24.8	LF	1.5	30 ' 00 "	40	5	24.8	LF	1.5	30 ' 00 "	40	5	24.8	LF	1.5	30 ' 00 "	40	5	24.8	907a	900a	107a	100a
			Alternates trips with 48 RATHBURN								Alternates trips with 48 RATHBURN								Alternates trips with 48 RATHBURN																
193 EXHIBITION ROCKET &	Wil																																		
193 Dundas West Stn-Exhibition			Bus service provided only during special events																																



SERVICE SUMMARY

June 20 to July 31, 2010

TORONTO TRANSIT COMMISSION

Route	RT dist (km) and date of last change	Monday-Friday morning peak period					Monday-Friday midday					Monday-Friday afternoon peak period					Monday-Friday early evening					Monday-Friday late evening														
		Veh type	No. of Veh	Service interval	Run time (min)	Term time (min)	Avg spd (km/h)	Veh type	No. of Veh	Service interval	Run time (min)	Term time (min)	Avg spd (km/h)	Veh type	No. of Veh	Service interval	Run time (min)	Term time (min)	Avg spd (km/h)	Veh type	No. of Veh	Service interval	Run time (min)	Term time (min)	Avg spd (km/h)	Veh type	No. of Veh	Service interval	Run time (min)	Term time (min)	Avg spd (km/h)	First dep NB or WB	First dep SB or EB	Last dep NB or WB	Last dep SB or EB	
104 FAYWOOD &	Wil																																			
Monday to Friday	23-Nov-09	Monday-Friday morning peak period					Monday-Friday midday					Monday-Friday afternoon peak period					Monday-Friday early evening					Monday-Friday late evening														
104 Wilson Stn-Downsview Stn	14.84	LF	4	12' 00"	44	4	20.2	LF	3	14' 00"	38	4	23.4	LF	4	12' 00"	44	4	20.2	LF	3	14' 00"	38	4	23.4	LF	2	20' 00"	38	2	23.4	548a	557a	100a	119a	
Saturday	28-Nov-09	Saturday early morning					Saturday morning					Saturday afternoon					Saturday early evening					Saturday late evening														
104 Wilson Stn-Downsview Stn	14.84	LF	3	14' 00"	36	6	24.7	LF	3	14' 00"	38	4	23.4	LF	3	14' 00"	38	4	23.4	LF	3	14' 00"	38	4	23.4	LF	2	20' 00"	38	2	23.4	615a	636a	115a	134a	
Sunday	22-Nov-09	Sunday early morning					Sunday morning					Sunday afternoon					Sunday early evening					Sunday late evening														
104 Wilson Stn-Downsview Stn	14.84	LF	2	20' 00"	36	4	24.7	LF	2	20' 00"	38	2	23.4	LF	2	20' 00"	38	2	23.4	LF	2	20' 00"	38	2	23.4	LF	2	20' 00"	38	2	23.4	745a	805a	125a	125a	
139 FINCH-DON MILLS &	Mal																																			
Monday to Friday	21-Jun-10	Monday-Friday morning peak period					Monday-Friday midday					Monday-Friday afternoon peak period					Monday-Friday early evening																			
139E Don Mills Stn-Neilson & Finch	27.24	Lift	4	17' 30"	70	0	23.3							Lift	4	17' 30"	70	0	23.3																	
39 FINCH EAST &	Mal																																			
Monday to Friday	21-Jun-10	Monday-Friday morning peak period					Monday-Friday midday					Monday-Friday afternoon peak period					Monday-Friday early evening					Monday-Friday late evening														
39/39F Finch Stn-Seneca College	11.39	Lift	6	5' 15"	30	2	22.8																													
39A Finch Stn-McCowan	26.65	Lift	16	5' 15"	84	0	19.0							Lift	12	7' 00"	84	0	19.0																	
39B Finch Stn-Birchmount	18.94													Lift	9	7' 00"	58	5	19.6																	
39C Finch Stn-McCowan Express	26.65	Lift	15	5' 00"	72	3	22.2																													
39D Finch Stn-Neilson	33.46							Lift	17	5' 00"	85	0	23.6							Lift	11	7' 00"	76	1	26.4	Lift	13	5' 30"	72	0	28.1	459a	515a	200a	225a	
39E Finch Stn-Neilson Express	33.46	Lift	17	5' 00"	84	1	23.9	Lift	15	5' 00"	75	0	26.8	Lift	9.5	9' 00"	84	2	23.9	Lift	10	7' 00"	68	2	29.6											
39G Finch Stn-Old Finch Express	43.12	Lift	1	15' 00"	94	6	27.7							Lift	10.5	9' 00"	95	0	27.4																	
Combined/Average			55	1' 17"				32	2' 30"					41	1' 58"				21	3' 30"																
		39/39F buses operate WB as 39 (local) and operate EB as 39F (express) Every 3rd 39E operates as a 39G																																		
Saturday	03-Apr-10	Saturday early morning					Saturday morning					Saturday afternoon					Saturday early evening					Saturday late evening														
39D Finch Stn-Neilson	33.46	Lift	12	7' 30"	88	2	22.8	Lift	12	7' 30"	90	0	22.3	Lift	13	7' 00"	91	0	22.1	Lift	18	5' 00"	88	2	22.8	Lift	9	8' 00"	68	4	29.5	501a	531a	200a	200a	
39E Finch Stn-Neilson Express	33.46							Lift	11	7' 30"	83	0	24.3	Lift	12	7' 00"	84	0	23.9																	
			12	7' 30"				23	3' 45"					25	3' 30"				18	5' 00"						9	8' 00"									
Sunday	28-Mar-10	Sunday early morning					Sunday morning					Sunday afternoon					Sunday early evening					Sunday late evening														
39D Finch Stn-Neilson	33.46	Lift	16	5' 45"	90	2	22.3	Lift	16	5' 45"	90	2	22.3	Lift	21	4' 20"	90	1	22.3	Lift	12	7' 15"	85	2	23.8	Lift	7	10' 00"	70	0	28.7	500a	530a	200a	225a	
308 FINCH EAST &	Mal/Arw																																			
Overnight, 7 days a week	16-Feb-03	Monday-Friday overnight					Saturday overnight					Sunday overnight																								
308 Finch Stn-Markham Rd	33.57	LF	2	30' 00"	64	0	31.5	LF	2	30' 00"	64	0	31.5	LF	2	30' 00"	64	0	31.5																	
		Alternates trips with 309 FINCH WEST																																		



SERVICE SUMMARY

June 20 to July 31, 2010

TORONTO TRANSIT COMMISSION

Route	RT dist (km) and date of last change	No. of				Run time (min)	Term time (min)	Avg spd (km/h)	No. of				Run time (min)	Term time (min)	Avg spd (km/h)	No. of				Run time (min)	Term time (min)	Avg spd (km/h)	No. of	Run time (min)	Term time (min)	Avg spd (km/h)	First dep NB or WB	First dep SB or EB	Last dep NB or WB	Last dep SB or EB					
		Veh type	Veh	Service interval					Veh type	Veh	Service interval					Veh type	Veh	Service interval													Veh type	Veh	Service interval		
36 FINCH WEST &	Arw																																		
Monday to Friday	21-Jun-10	Monday-Friday morning peak period				Monday-Friday midday				Monday-Friday afternoon peak period				Monday-Friday early evening				Monday-Friday late evening																	
36A Finch Stn-Kipling	30.89	LF	11	8 ' 00 "	88	0	21.1	LF	10	10 ' 00 "	94	6	19.7	LF	9	12 ' 00 "	104	4	17.8	LF	16	6 ' 45 "	108	0	22.2	LF	12	8 ' 00 "	95	1	25.2	619a	922a	630p	638p
36B Finch Stn-Humberwood	39.97	LF	15	8 ' 00 "	120	0	20.0	LF	12	10 ' 00 "	120	0	20.0	LF	22	6 ' 00 "	130	2	18.4	LF	12	8 ' 00 "	95	1	25.2	515a	530a	234a	146a						
36C Finch Stn-Jane	19.50	LF	4	16 ' 00 "	62	2	18.9																												
36D Finch Stn-Weston Rd & Milvan	27.25	LF	5	16 ' 00 "	78	2	21.0						LF	8	12 ' 00 "	91	5	18.0																	
Combined/Average			35	2 ' 40 "				22	5 ' 00 "				39	3 ' 00 "					16	6 ' 45 "															
Saturday	23-Feb-08	Saturday early morning				Saturday morning				Saturday afternoon				Saturday early evening				Saturday late evening																	
36A Finch Stn-Kipling	30.89							LF	9	11 ' 00 "	92	7	20.1	LF	9	11 ' 00 "	92	7	20.1																
36B Finch Stn-Humberwood	39.97	LF	10	10 ' 00 "	95	5	25.2	LF	11	11 ' 00 "	120	1	20.0	LF	11	11 ' 00 "	120	1	20.0	LF	10	9 ' 00 "	90	0	26.6	LF	7	13 ' 00 "	90	1	26.6	1006a	1020a	727p	651p
Combined/Average			10	10 ' 00 "				20	5 ' 30 "				20	5 ' 30 "					10	9 ' 00 "					7	13 ' 00 "									
Sunday	21-Jun-09	Sunday early morning				Sunday morning				Sunday afternoon				Sunday early evening				Sunday late evening																	
36B Finch Stn-Humberwood	39.97	LF	6	15 ' 00 "	90	0	26.6	LF	13	8 ' 00 "	97	7	24.7	LF	17	6 ' 00 "	97	5	24.7	LF	10	9 ' 00 "	90	0	26.6	LF	7	13 ' 00 "	90	1	26.6	535a	550a	230a	154a
309 FINCH WEST &	Arw/Mal																																		
Overnight, 7 days a week	17-May-08	Monday-Friday overnight				Saturday overnight				Sunday overnight																									
309 Finch Stn-Woodbine Racetrack	45.42	LF	3	30 ' 00 "	86	0	31.7	LF	3	30 ' 00 "	86	0	31.7	LF	3	30 ' 00 "	86	0	31.7	Alternates trips with 308 FINCH EAST															
100 FLEMINGDON PARK &	Egl																																		
Monday to Friday	29-Mar-10	Monday-Friday morning peak period				Monday-Friday midday				Monday-Friday afternoon peak period				Monday-Friday early evening				Monday-Friday late evening																	
100 Broadview Stn-Eglinton Stn	31.06	LF	3	16 ' 00 "	98	10	19.0	LF	12	8 ' 00 "	95	1	19.6	LF	3	18 ' 00 "	100	14	18.6	LF	10	9 ' 00 "	90	0	20.7	LF	6	15 ' 00 "	80	10	23.3	535a	505a	120a	120a
100A Broadview Stn-Don Mills & Wynford	20.53	LF	15	4 ' 00 "	60	0	20.5						LF	10	6 ' 00 "	60	0	20.6																	
100D Broadview Stn-Don Mills & Wynford via Linkwood	20.63	LF		16 ' 00 "	60	0	20.6						LF		18 ' 00 "	60	0	20.6																	
Combined/Average			18	4 ' 00 "				12	8 ' 00 "				13	6 ' 00 "					10	9 ' 00 "					6	15 ' 00 "									
		Every 4th 100A operates as a 100				Every 4th 100A operates as a 100D				Every 3rd 100A operates as a 100				Every 3rd 100A operates as a 100D																					
Saturday	23-Feb-08	Saturday early morning				Saturday morning				Saturday afternoon				Saturday early evening				Saturday late evening																	
100 Broadview Stn-Eglinton Stn	31.06	LF	3	30 ' 00 "	90	0	20.7	LF	11	8 ' 15 "	91	0	20.5	LF	11	8 ' 15 "	91	0	20.5	LF	10	9 ' 00 "	90	0	20.7	LF	4	20 ' 00 "	80	0	23.3	615a	600a	120a	120a
Sunday	17-Feb-08	Sunday morning				Sunday afternoon				Sunday early evening				Sunday late evening																					
100 Broadview Stn-Eglinton Stn	31.06							LF	5	20 ' 00 "	90	10	20.7	LF	5	20 ' 00 "	90	10	20.7	LF	6	15 ' 00 "	90	0	20.7										
100A Broadview Stn-Don Mills & Wynford	20.53							LF	3	20 ' 00 "	60	0	20.5	LF	3	20 ' 00 "	60	0	20.5							LF	3	20 ' 00 "	60	0	31.1	910a	815a	915p	945p
Combined/Average								8	10 ' 00 "				8	10 ' 00 "					6	15 ' 00 "					3	20 ' 00 "									
33 FOREST HILL &	Wil																																		
Monday to Friday	21-Jun-10	Monday-Friday morning peak period				Monday-Friday midday				Monday-Friday afternoon peak period				Monday-Friday early evening				Monday-Friday late evening																	
33 St Clair West Stn-Eglinton (Roselawn)	7.17	LF	1	30 ' 00 "	30	0	14.3	LF	1	30 ' 00 "	30	0	14.3	LF	1	30 ' 00 "	30	0	14.3	LF	1	30 ' 00 "	30	0	14.3	LF	1	30 ' 00 "	30	0	14.3	700a	716a	100a	1246a
Saturday	26-Jun-10	Saturday early morning				Saturday morning				Saturday afternoon				Saturday early evening				Saturday late evening																	
33 St Clair West Stn-Eglinton (Roselawn)	7.17	LF	1	30 ' 00 "	30	0	14.3	LF	1	30 ' 00 "	30	0	14.3	LF	1	30 ' 00 "	30	0	14.3	LF	1	30 ' 00 "	30	0	14.3	LF	1	30 ' 00 "	30	0	14.3	700a	716a	100a	1246a
Sunday	20-Jun-10	Sunday morning				Sunday afternoon				Sunday early evening				Sunday late evening																					
33 St Clair West Stn-Eglinton (Roselawn)	7.17							LF	1	30 ' 00 "	30	0	14.3	LF	1	30 ' 00 "	30	0	14.3	LF	1	30 ' 00 "	30	0	14.3	LF	1	30 ' 00 "	30	0	14.3	900a	916a	100a	1246a



SERVICE SUMMARY

June 20 to July 31, 2010

TORONTO TRANSIT COMMISSION

Route	RT dist (km) and date of last change																					First dep NB or WB	First dep SB or EB	Last dep NB or WB	Last dep SB or EB										
		Veh type	No. of Veh	Service interval	Run time (min)	Term time (min)	Avg spd (km/h)	Veh type	No. of Veh	Service interval	Run time (min)	Term time (min)	Avg spd (km/h)	Veh type	No. of Veh	Service interval	Run time (min)	Term time (min)	Avg spd (km/h)	Veh type	No. of Veh					Service interval	Run time (min)	Term time (min)	Avg spd (km/h)						
135 GERRARD &	Bir																																		
Monday to Friday	10-May-10	Monday-Friday morning peak period					Monday-Friday midday					Monday-Friday afternoon peak period					Monday-Friday early evening					Monday-Friday late evening													
135 Warden Stn-Main Street Stn	10.81	LF	2	18'00"	36	0	18.0	LF	2	18'00"	36	0	18.0	LF	2	18'00"	36	0	18.0	LF	1	30'00"	30	0	21.6	LF	1	30'00"	26	4	25.0	547a	530a	132a	145a
Saturday	29-Nov-08	Saturday early morning					Saturday morning					Saturday afternoon					Saturday early evening					Saturday late evening													
135 Warden Stn-Main Street Stn	10.81	LF	1	30'00"	30	0	21.6	LF	2	20'00"	35	5	18.5	LF	2	20'00"	35	5	18.5	LF	1	30'00"	30	0	21.6	LF	1	30'00"	30	0	21.6	615a	600a	105a	120a
Sunday	23-Nov-08	Sunday morning					Sunday afternoon					Sunday early evening					Sunday late evening																		
135 Warden Stn-Main Street Stn	10.81							LF	1	30'00"	30	0	21.6	LF	1	30'00"	30	0	21.6	LF	1	30'00"	30	0	21.6	LF	1	30'00"	30	0	21.6	855a	910a	125a	110a
14 GLENCAIRN &	Wil																																		
Monday to Friday	04-Aug-09	Monday-Friday morning peak period					Monday-Friday midday					Monday-Friday afternoon peak period					Monday-Friday early evening					Monday-Friday late evening													
14 Davisville Stn-Caledonia	13.42	LF	3	20'00"	48	12	16.8	LF	2	24'00"	45	3	17.9	LF	3	20'00"	48	12	16.8	LF	2	20'00"	40	0	20.1	LF	2	20'00"	40	0	20.1	600a	537a	105a	1245a
Saturday	08-Aug-09	Saturday early morning					Saturday early morning					Saturday early morning					Saturday early morning																		
14 Davisville Stn-Caledonia	13.42	LF	2	20'00"	40	0	20.1	LF	2	24'00"	45	3	17.9	LF	2	24'00"	45	3	17.9	LF	2	20'00"	40	0	20.1	LF	2	20'00"	40	0	20.1	600a	540a	100a	1240a
Sunday	02-Aug-09	Saturday early morning					Saturday early morning					Saturday early morning					Saturday early morning																		
14 Davisville Stn-Caledonia	13.42							LF	2	20'00"	40	0	20.1	LF	2	20'00"	40	0	20.1	LF	2	20'00"	40	0	20.1	LF	2	20'00"	40	0	20.1	900a	835a	100a	1240a
122 GRAYDON HALL &	Wil	Temporary terminal at York Mills Station (west side of Yonge) during TTC Construction in existing terminal.																																	
Monday to Friday	21-Jun-10	Monday-Friday morning peak period					Monday-Friday midday					Monday-Friday afternoon peak period					Monday-Friday early evening					Monday-Friday late evening													
122 York Mills Stn-Roywood via Lesmill	18.76	LF	4	15'00"	58	2	19.4	LF	3	17'00"	48	3	23.5	LF	4	16'00"	62	2	18.2	LF	1.5	30'00"	55	0	20.5	LF	1.5	30'00"	48	4	23.5	610a	615a	129a	105a
Saturday	26-Jun-10	Saturday early morning					Saturday morning					Saturday afternoon					Saturday early evening					Saturday late evening													
122 York Mills Stn-Roywood via Lesmill	18.76	LF	1.5	30'00"	50	3	22.5	LF	1.5	30'00"	50	3	22.5	LF	1.5	30'00"	50	3	22.5	LF	1.5	30'00"	45	5	25.0	LF	1.5	30'00"	45	5	25.0	610a	615a	137a	115a
Sunday	20-Jun-10	Alternates trips with 115 SILVER HILLS					Alternates trips with 115 SILVER HILLS					Alternates trips with 115 SILVER HILLS					Alternates trips with 115 SILVER HILLS					Alternates trips with 115 SILVER HILLS													
122 York Mills Stn-Roywood via Lesmill	18.76							LF	1.5	30'00"	50	3	22.5	LF	1.5	30'00"	50	3	22.5	LF	1.5	30'00"	45	5	25.0	LF	1.5	30'00"	45	5	25.0	910a	845a	137a	115a
Sunday	20-Jun-10	Alternates trips with 115 SILVER HILLS					Alternates trips with 115 SILVER HILLS					Alternates trips with 115 SILVER HILLS					Alternates trips with 115 SILVER HILLS					Alternates trips with 115 SILVER HILLS													
122 York Mills Stn-Roywood via Lesmill	18.76																																		
31 GREENWOOD &	Bir																																		
Monday to Friday	29-Mar-10	Monday-Friday morning peak period					Monday-Friday midday					Monday-Friday afternoon peak period					Monday-Friday early evening					Monday-Friday late evening													
31 Greenwood Stn-Queen	4.70	LF	3	8'00"	24	0	11.7	LF	2	12'00"	24	0	11.7	LF	3	8'00"	24	0	11.7	LF	2	10'00"	20	0	14.1										
31B Greenwood Stn-Eastern	6.68																								LF	1	25'00"	25	0	16.0	804a	748a	910p	900p	
		31B operates until 800a, 31 operates after 800a					4 Trips					31B operates approx 330p to 415p																							
Saturday	29-Nov-08	Saturday early morning					Saturday morning					Saturday afternoon					Saturday early evening					Saturday late evening													
31 Greenwood Stn-Queen	4.70							LF	1	20'00"	20	0	14.1	LF	1	20'00"	20	0	14.1	LF	1	20'00"	20	0	14.1										
31B Greenwood Stn-Eastern	6.68	LF	1	25'00"	25	0	16.0																		LF	1	25'00"	25	0	16.0	607a	555a	142a	130a	
Sunday	23-Nov-08	Sunday early morning					Sunday morning					Sunday afternoon					Sunday early evening					Sunday late evening													
31 Greenwood Stn-Queen	4.70							LF	1	20'00"	20	0	14.1	LF	1	20'00"	20	0	14.1	LF	1	20'00"	20	0	14.1										
31B Greenwood Stn-Eastern	6.68																								LF	1	25'00"	25	0	16.0	935p	923p	142a	130a	



SERVICE SUMMARY

June 20 to July 31, 2010

TORONTO TRANSIT COMMISSION

Route	RT dist (km) and date of last change	No. of					Run time					Term time					Avg spd					First dep NB or WB	First dep SB or EB	Last dep NB or WB	Last dep SB or EB										
		Veh type	Veh	Service interval	(min)	(min)	(km/h)	Veh type	Veh	Service interval	(min)	(min)	(km/h)	Veh type	Veh	Service interval	(min)	(min)	(km/h)	Veh type	Veh					Service interval	(min)	(min)	(km/h)						
509 HARBOURFRONT	Ron																																		
Monday to Friday	21-Jun-10	Monday-Friday morning peak period					Monday-Friday midday					Monday-Friday afternoon peak period					Monday-Friday early evening					Monday-Friday late evening													
509 Exhibition – Union Station	9.30	CLRV	6	6 ' 30 "	36	3	15.5	CLRV	6	6 ' 30 "	36	3	15.5	CLRV	6	7 ' 00 "	36	6	15.5	CLRV	6	6 ' 30 "	34	5	16.4	CLRV	5	7 ' 30 "	32	6	17.4	603a	548a	116a	100a
Saturday	26-Jun-10	Saturday early morning					Saturday morning					Saturday afternoon					Saturday early evening					Saturday late evening													
509 Exhibition – Union Station	9.30	CLRV	3	12 ' 00 "	32	4	17.4	CLRV	7	6 ' 00 "	36	6	15.5	CLRV	9	4 ' 30 "	36	5	15.5	CLRV	6	6 ' 40 "	36	4	15.5	CLRV	5	7 ' 40 "	34	5	16.5	610a	555a	116a	100a
Sunday	20-Jun-10	Sunday morning					Sunday afternoon					Sunday early evening					Sunday late evening																		
509 Exhibition – Union Station	9.30							CLRV	6	6 ' 40 "	36	4	15.5	CLRV	8	5 ' 00 "	36	4	15.5	CLRV	5	7 ' 40 "	36	3	15.6	CLRV	5	7 ' 40 "	34	5	16.5	900a	845a	116a	100a
38 HIGHLAND CREEK &	Mal																																		
Monday to Friday	21-Jun-10	Monday-Friday morning peak period					Monday-Friday midday					Monday-Friday afternoon peak period					Monday-Friday early evening					Monday-Friday late evening													
38 Scarborough Centre Stn- Rouge Hill GO Stn	24.01	LF	6	11 ' 00 "	65	1	22.2	LF	6	10 ' 00 "	60	0	24.0	LF	7	10 ' 00 "	70	0	20.6	LF	5	12 ' 00 "	60	0	24.0	LF	2.5	20 ' 00 "	50	0	28.8	503a	530a	115a	130a
38A Scarborough Centre Stn-U of T Scar.	18.10	No Summer Service																																	
Alternates trips with 133 NEILSON																																			
Saturday	10-Jan-09	Saturday early morning					Saturday morning					Saturday afternoon					Saturday early evening					Saturday late evening													
38 Scarborough Centre Stn- Rouge Hill GO Stn	24.01	LF	4	15 ' 00 "	60	0	24.0	LF	4	15 ' 00 "	60	0	24.0	LF	5	12 ' 00 "	60	0	24.0	LF	3	20 ' 00 "	60	0	24.0	LF	2.5	20 ' 00 "	50	0	28.8	551a	621a	1255a	110a
Alternates trips with 133 NEILSON																																			
Sunday	04-Jan-09	Sunday morning					Sunday afternoon					Sunday early evening					Sunday late evening																		
38 Scarborough Centre Stn- Rouge Hill GO Stn	24.01							LF	4	15 ' 00 "	60	0	24.0	LF	4	15 ' 00 "	60	0	24.0	LF	2	30 ' 00 "	60	0	24.0	LF	2	30 ' 00 "	60	0	24.0	850a	820a	100a	100a
191 HIGHWAY 27 ROCKET &	Arv																																		
Monday to Friday	21-Jun-10	Monday-Friday morning peak period					Monday-Friday midday					Monday-Friday afternoon peak period					Monday-Friday early evening					Monday-Friday late evening													
191 Kipling Stn-Steeles	41.99	LF	11	7 ' 00 "	76	1	33.2	LF	6	12 ' 00 "	70	2	36.0	LF	9	9 ' 30 "	84	2	30.0	LF	3	22 ' 00 "	66	0	38.2	LF	2	30 ' 00 "	60	0	42.0	612a	505a	100a	1230a
Operates NB via Attwell and Royalcrest											Operates SB via Royalcrest and Attwell																								
Saturday	09-Jan-10	Saturday early morning					Saturday morning					Saturday afternoon					Saturday early evening					Saturday late evening													
191 Kipling Stn-Steeles	38.59	LF	2	30 ' 00 "	60	0	38.6	LF	4	17 ' 00 "	66	2	35.1	LF	6	12 ' 00 "	66	6	35.1	LF	3	22 ' 00 "	66	0	35.1	LF	2	30 ' 00 "	60	0	38.6	630a	600a	100a	1230a
Sunday	21-Jun-09	Sunday morning					Sunday afternoon					Sunday early evening					Sunday late evening																		
191 Kipling Stn-Steeles	38.59							LF	3	20 ' 00 "	60	0	38.6	LF	3	22 ' 00 "	66	0	35.1	LF	3	22 ' 00 "	66	0	35.1	LF	2	30 ' 00 "	60	0	38.6	850a	815a	100a	1230a
169 HUNTINGWOOD &	Egl																																		
Monday to Friday	04-Jan-10	Monday-Friday morning peak period					Monday-Friday midday					Monday-Friday afternoon peak period					Monday-Friday early evening					Monday-Friday late evening													
169 Don Mills Stn- Scarborough Centre Stn	24.16	LF	4	20 ' 00 "	76	4	19.1						LF	3	30 ' 00 "	79	11	18.3														530a	540a	900a	840a
169A Don Mills Stn- Scarborough Centre Stn via Van Horne	28.39							LF	3	30 ' 00 "	87	3	19.6							LF	3	30 ' 00 "	85	5	20.0	LF	3	30 ' 00 "	82	8	20.8	300p	315p	700p	615p
																										930a	900a	230p	245p						
																										730p	645p	100a	115a						
Saturday	09-Jan-10	Saturday early morning					Saturday morning					Saturday afternoon					Saturday early evening					Saturday late evening													
169A Don Mills Stn- Scarborough Centre Stn via Van Horne	28.39	LF	3	30 ' 00 "	85	5	20.0	LF	3	30 ' 00 "	85	5	20.0	LF	3	30 ' 00 "	85	5	20.0	LF	3	30 ' 00 "	85	5	20.0	LF	3	30 ' 00 "	82	8	20.8	600a	545a	100a	115a
Sunday	03-Jan-10	Sunday morning					Sunday afternoon					Sunday early evening					Sunday late evening																		
169A Don Mills Stn- Scarborough Centre Stn via Van Horne	28.39							LF	3	30 ' 00 "	82	8	20.8	LF	3	30 ' 00 "	82	8	20.8	LF	3	30 ' 00 "	82	8	20.8	LF	3	30 ' 00 "	82	8	20.8	915a	900a	1245a	100a



SERVICE SUMMARY

June 20 to July 31, 2010

TORONTO TRANSIT COMMISSION

Route	RT dist (km) and date of last change	No. of					Run time					Term time					Avg spd					First dep NB or WB	First dep SB or EB	Last dep NB or WB	Last dep SB or EB											
		Veh type	Veh	Service interval	(min)	(min)	(km/h)	Veh type	Veh	Service interval	(min)	(min)	(km/h)	Veh type	Veh	Service interval	(min)	(min)	(km/h)	Veh type	Veh					Service interval	(min)	(min)	(km/h)							
37 ISLINGTON &																																				
Arw Service outside Toronto north of Steeles Avenue is provided under contract to York Region.																																				
Monday to Friday 21-Jun-10																																				
Monday-Friday morning peak period																																				
37 Islington Stn-Steeles	28.45	LF	11	8 ' 00 "	85	3	20.1	LF	7	12 ' 00 "	77	7	22.2	LF	10	9 ' 00 "	85	5	20.1	LF	3	30 ' 00 "	80	10	21.3	LF	3	30 ' 00 "	76	14	22.5	545a	522a	231a	145a	
37A Islington Stn-Woodbine Centre and Humberwood via Rexdale Blvd	33.25	LF	4	24 ' 00 "	84	12	23.8	LF	7	12 ' 00 "	84	0	23.8	LF	5	18 ' 00 "	90	0	22.2	LF	3	30 ' 00 "	89	1	22.4	LF	3	30 ' 00 "	82	8	24.3	552a	558a	115a	1236a	
37D Islington Stn-Highway 7 via Pine Valley	38.86	LF	1	32 ' 00 "	115	2	20.3	LF	1	36 ' 00 "	101	19	23.1	LF	1	36 ' 00 "	115	11	20.3																	
Combined/Average																																				
16 6 ' 00 " 15 6 ' 00 " 16 6 ' 00 " 6 15 ' 00 " 6 15 ' 00 "																																				
Every 4th 37 operates as a 37D Every 3rd 37 operates as a 37D Every 4th 37 operates as a 37D																																				
Saturday 28-Nov-09																																				
Saturday early morning																																				
37 Islington Stn-Steeles	28.45	LF	4	20 ' 00 "	80	0	21.3	LF	4	20 ' 00 "	80	0	21.3	LF	4	20 ' 00 "	80	0	21.3	LF	3	30 ' 00 "	75	15	22.8	LF	3	30 ' 00 "	75	15	22.8	548a	537a	231a	145a	
37A Islington Stn-Woodbine Centre and Humberwood via Rexdale Blvd	33.25	LF	3	24 ' 00 "	72	0	27.7	LF	8	10 ' 00 "	72	8	27.7	LF	9	8 ' 30 "	72	5	27.7	LF	8	10 ' 00 "	72	8	27.7	LF	5	15 ' 00 "	72	3	27.7	552a	612a	115a	1237a	
Combined/Average																																				
7 10 ' 55 " 12 6 ' 40 " 13 5 ' 58 " 11 7 ' 30 " 8 10 ' 00 "																																				
Sunday 03-Jan-10																																				
Sunday early morning																																				
37 Islington Stn-Steeles	28.45	LF	4	20 ' 00 "	75	5	22.8	LF	4	20 ' 00 "	75	5	22.8	LF	4	20 ' 00 "	75	5	22.8	LF	3	30 ' 00 "	75	15	22.8											
37A Islington Stn-Woodbine Centre and Humberwood via Rexdale Blvd	33.25	LF	3	24 ' 00 "	70	2	28.5	LF	6	12 ' 00 "	72	0	27.7	LF	8	10 ' 00 "	72	8	27.7	LF	4	20 ' 00 "	72	8	27.7	LF	3	30 ' 00 "	72	18	27.7	552a	602a	117a	1234a	
37C Islington Stn-Steeles & Kipling	31.32													LF	3	30 ' 00 "	81	9	23.2							LF	3	30 ' 00 "	81	9	23.2	1004p	1045p	239a	145a	
Combined/Average																																				
7 10 ' 55 " 10 7 ' 30 " 12 6 ' 40 " 7 12 ' 00 " 6 15 ' 00 "																																				
311 ISLINGTON &																																				
Arw																																				
Overnight, 7 days a week 23-Nov-08																																				
Monday-Friday overnight																																				
311 Lake Shore-Steeles	41.56	LF	3	30 ' 00 "	90	0	27.7	LF	3	30 ' 00 "	90	0	27.7	LF	3	30 ' 00 "	90	0	27.7																	
Saturday overnight																																				
Sunday overnight																																				
Monday-Friday morning peak period																																				
Monday-Friday midday																																				
Monday-Friday afternoon peak period																																				
Monday-Friday early evening																																				
Monday-Friday late evening																																				
110 Islington Stn-Lake Shore	11.52	LF	4	11 ' 00 "	38	6	18.2	LF	1.5	22 ' 00 "	33	0	20.9	LF	4	11 ' 00 "	40	4	17.3	LF	1.5	22 ' 00 "	33	0	20.9	LF	1	30 ' 00 "	30	0	23.0	531a	545a	245a	230a	
110A Islington Stn-Long Branch via Horner and Browns Line	17.56	LF	2.5	22 ' 00 "	53	2	19.9	LF	2.5	22 ' 00 "	53	2	19.9	LF	3	22 ' 00 "	56	10	18.8	LF	2.5	22 ' 00 "	54	1	19.5	LF	2	30 ' 00 "	50	10	21.1	518a	555a	120a	115a	
110B Islington Stn-Long Branch via Horner and 30th Street	17.53	LF	2.5	22 ' 00 "	53	2	19.8							LF	3	22 ' 00 "	56	10	18.8																	
Combined/Average																																				
9 5 ' 30 " 4 11 ' 00 " 10 5 ' 30 " 4 11 ' 00 " 3 15 ' 00 "																																				
Saturday 09-Jan-10																																				
Saturday early morning																																				
110 Islington Stn-Lake Shore	11.52	LF	1.5	22 ' 00 "	33	0	20.9	LF	1.5	22 ' 00 "	33	0	20.9	LF	1.5	22 ' 00 "	33	0	20.9	LF	1.5	20 ' 00 "	30	0	23.0	LF	1	30 ' 00 "	30	0	23.0	540a	601a	245a	230a	
110A Islington Stn-Long Branch via Horner and Browns Line	17.56	LF	2.5	22 ' 00 "	54	1	19.5	LF	2.5	22 ' 00 "	54	1	19.5	LF	2.5	22 ' 00 "	54	1	19.5	LF	2.5	20 ' 00 "	50	0	21.1	LF	2	30 ' 00 "	50	10	21.1	546a	550a	1250a	115a	
Combined/Average																																				
4 11 ' 00 " 4 11 ' 00 " 4 11 ' 00 " 4 10 ' 00 " 3 15 ' 00 "																																				
Sunday 03-Jan-10																																				
Sunday morning																																				
110 Islington Stn-Lake Shore	11.52							LF	1.5	20 ' 00 "	30	0	23.0	LF	1.5	20 ' 00 "	30	0	23.0	LF	1	30 ' 00 "	30	0	23.0	LF	1	30 ' 00 "	30	0	23.0	830a	900a	245a	230a	
110A Islington Stn-Long Branch via Horner and Browns Line	17.56							LF	2.5	20 ' 00 "	50	0	21.1	LF	2.5	20 ' 00 "	50	0	21.1	LF	2	30 ' 00 "	50	10	21.1	LF	2	30 ' 00 "	50	10	21.1	835a	845a	1250a	115a	
Combined/Average																																				
4 10 ' 00 " 4 10 ' 00 " 3 15 ' 00 " 3 15 ' 00 "																																				

Overnight service on Islington Avenue provided by 311 ISLINGTON



SERVICE SUMMARY

June 20 to July 31, 2010

TORONTO TRANSIT COMMISSION

Route	RT dist (km) and date of last change	No. of					Run time					Term time					Avg spd					First dep NB or WB	First dep SB or EB	Last dep NB or WB	Last dep SB or EB										
		Veh type	Veh	Service interval	(min)	(min)	(km/h)	Veh type	Veh	Service interval	(min)	(min)	(km/h)	Veh type	Veh	Service interval	(min)	(min)	(km/h)	Veh type	Veh					Service interval	(min)	(min)	(km/h)						
35 JANE &	Arw	Service outside Toronto north of Steeles Avenue is provided under contract to York Region																																	
Monday to Friday	21-Jun-10	Monday-Friday morning peak period					Monday-Friday midday					Monday-Friday afternoon peak period					Monday-Friday early evening					Monday-Friday late evening													
35A Jane Stn-Steeles via Hullmar	31.17	LF	8	12 ' 00 "	91	5	20.6					LF	5	20 ' 00 "	99	1	18.9											520a 240p	620a 247p	831a 640p	856a 649p				
35B Jane Stn-Pioneer Village & Steeles	29.71							LF		27 ' 00 "	92	3	19.4	LF	5	20 ' 00 "	97	3	18.4	LF		26 ' 00 "	90	0	19.8			818a	904a	923p	1010p				
35C Jane Stn-Steeles	29.69	LF	8	12 ' 00 "	93	3	19.2	LF	21	4 ' 30 "	92	3	19.4	LF	5	20 ' 00 "	97	3	18.4	LF	14	6 ' 30 "	90	0	19.7	LF	9	9 ' 00 "	76	5	23.4	505a	425a	215a	145a
35D Jane Stn-Langstaff Rd	40.41	LF	10	12 ' 00 "	117	3	20.7	LF	1	27 ' 00 "	117	5	20.7	LF	7	20 ' 00 "	125	15	19.4	LF	1	26 ' 00 "	115	2	21.1			530a	619a	940p	1040p				
35E Jane Stn-York University Express	34.28	LF	5	18 ' 00 "	88	2	23.4						LF	6	17 ' 00 "	100	2	20.6									704a	625a	928a	902a					
Combined/Average			31	3 ' 16 "					22	4 ' 30 "				28	3 ' 52 "					14.9	6 ' 30 "					9	9 ' 00 "								
									Every 6th 35C operates as a 35B Every 6th 35C operates as a 35D										Every 4th 35C operates as a 35B Every 4th 35C operates as a 35D																
Saturday	06-Sep-08	Saturday early morning					Saturday morning					Saturday afternoon					Saturday early evening					Saturday late evening													
35B Jane Stn-Pioneer Village & Steeles	29.71							LF		30 ' 00 "	93	2	19.1	LF		26 ' 00 "	93	2	19.1	LF	7.5	12 ' 00 "	86	4	20.7			821a	859a	954p	1036p				
35C Jane Stn-Steeles	29.69	LF	12	7 ' 00 "	80	4	22.3	LF	19	5 ' 00 "	93	2	19.2	LF	22	4 ' 20 "	93	2	19.2	LF	7.5	12 ' 00 "	86	4	20.7	LF	8	10 ' 00 "	76	4	23.4	512a	427a	215a	142a
35D Jane Stn-Langstaff Rd	40.41	LF	1	28 ' 00 "	97	15	25.0	LF	1	30 ' 00 "	117	8	20.7	LF	1	26 ' 00 "	118	3	20.5									615a	714a	639p	742p				
Combined/Average			13	7 ' 00 "					20	5 ' 00 "				23	4 ' 20 "					15	6 ' 00 "					8	10 ' 00 "								
									Every 4th 35C operates as a 35D											Every 6th 35C operates as a 35B Every 6th 35C operates as a 35D															
Sunday	15-Feb-09	Sunday early morning					Sunday morning					Sunday afternoon					Sunday early evening					Sunday late evening													
35B Jane Stn-Pioneer Village & Steeles	29.71							LF	8	11 ' 00 "	84	4	21.2	LF	9.5	10 ' 00 "	90	5	19.8	LF	6	14 ' 00 "	83	1	21.5			850a	926a	951p	1033p				
35C Jane Stn-Steeles	29.69	LF	3	30 ' 00 "	74	16	24.1	LF	8	11 ' 00 "	84	4	21.2	LF	9.5	10 ' 00 "	90	5	19.8	LF	6	14 ' 00 "	83	1	21.5	LF	8	10 ' 00 "	76	4	23.4	520a	427a	215a	142a
Combined/Average			3	30 ' 00 "					16	5 ' 30 "				19	5 ' 00 "					12	7 ' 00 "					8	10 ' 00 "								
313 JANE &	Arw	Service outside Toronto north of Steeles Avenue is provided under contract to York Region																																	
Overnight, 7 days a week	31-Jul-05	Monday-Friday overnight					Saturday overnight					Sunday overnight																							
313 Steeles-Queen via Dundas and Roncesvalles	37.42	LF	3	30 ' 00 "	90	0	24.9	LF	3	30 ' 00 "	90	0	24.9	LF	3	30 ' 00 "	90	0	24.9																
83 JONES &	Bir	Service outside Toronto north of Steeles Avenue is provided under contract to York Region																																	
Monday to Friday	17-Feb-09	Monday-Friday morning peak period					Monday-Friday midday					Monday-Friday afternoon peak period					Monday-Friday early evening					Monday-Friday late evening													
83 Donlands Stn-Commissioners	7.61	LF	3	12 ' 00 "	36	0	12.7	LF	1	30 ' 00 "	30	0	15.2	LF	2	18 ' 00 "	36	0	12.7	LF	1	30 ' 00 "	30	0	15.2	LF	1	30 ' 00 "	30	0	15.2	535a	545a	115a	100a
Saturday	21-Feb-09	Saturday early morning					Saturday morning					Saturday afternoon					Saturday early evening					Saturday late evening													
83 Donlands Stn-Commissioners	7.61	LF	1	30 ' 00 "	30	0	15.2	LF	1	30 ' 00 "	30	0	15.2	LF	1	30 ' 00 "	30	0	15.2	LF	1	30 ' 00 "	30	0	15.2	LF	1	30 ' 00 "	30	0	15.2	615a	600a	115a	100a
Sunday	15-Feb-09	Sunday morning					Sunday afternoon					Sunday early evening					Sunday late evening																		
83 Donlands Stn-Commissioners	7.61	LF	1	30 ' 00 "	30	0	15.2	LF	1	30 ' 00 "	30	0	15.2	LF	1	30 ' 00 "	30	0	15.2	LF	1	30 ' 00 "	30	0	15.2	LF	1	30 ' 00 "	30	0	15.2	915a	900a	115a	100a
40 JUNCTION &	MtD	Service outside Toronto north of Steeles Avenue is provided under contract to York Region																																	
Monday to Friday	24-Nov-08	Monday-Friday morning peak period					Monday-Friday midday					Monday-Friday afternoon peak period					Monday-Friday early evening					Monday-Friday late evening													
40 Dundas West Stn-Runnymede	6.03	LF	3	8 ' 00 "	20	4	18.1	LF	2	15 ' 00 "	30	0	12.1	LF	4	7 ' 30 "	30	0	12.1	LF	2	12 ' 00 "	22	2	16.4	LF	1	20 ' 00 "	16	4	22.6	456a	505a	140a	150a
Saturday	29-Nov-08	Saturday early morning					Saturday morning					Saturday afternoon					Saturday early evening					Saturday late evening													
40 Dundas West Stn-Runnymede	6.03	LF	2	8 ' 00 "	14	2	25.8	LF	2	12 ' 00 "	22	2	16.4	LF	2	15 ' 00 "	30	0	12.1	LF	2	12 ' 00 "	18	6	20.1	LF	1	20 ' 00 "	16	4	22.6	510a	503a	150a	200a
Sunday	23-Nov-08	Sunday morning					Sunday afternoon					Sunday early evening					Sunday late evening																		
40 Dundas West Stn-Runnymede	6.03	LF	1	20 ' 00 "	14	6	25.8	LF	2	12 ' 00 "	20	4	18.1	LF	2	12 ' 00 "	20	4	18.1	LF	2	12 ' 00 "	18	6	20.1	LF	1	20 ' 00 "	14	6	25.8	500a	507a	210a	200a

Overnight service provided by 313 JANE



SERVICE SUMMARY

June 20 to July 31, 2010

TORONTO TRANSIT COMMISSION

Route	RT dist (km) and date of last change	No. of Veh	Service interval	Run time (min)	Term time (min)	Avg spd (km/h)	No. of Veh	Service interval	Run time (min)	Term time (min)	Avg spd (km/h)	No. of Veh	Service interval	Run time (min)	Term time (min)	Avg spd (km/h)	No. of Veh	Service interval	Run time (min)	Term time (min)	Avg spd (km/h)	No. of Veh	Service interval	Run time (min)	Term time (min)	Avg spd (km/h)	First dep NB or WB	First dep SB or EB	Last dep NB or WB	Last dep SB or EB								
41 KEELE &	MtD																																					
Monday to Friday	21-Jun-10		Monday-Friday morning peak period					Monday-Friday midday					Monday-Friday afternoon peak period					Monday-Friday early evening						Monday-Friday late evening														
41 Keele Stn-York University and Steeles	32.46																	LF	7	15 ' 00 "	105	0	18.5	LF	4	24 ' 00 "	92	4	21.2	614p	712p	230a	238a					
41B Keele Stn-Steeles & Petrolia via York University	33.25	LF	12	9 ' 00 "	108	0	18.5	LF	15	7 ' 20 "	110	0	18.1	LF	15	8 ' 00 "	120	0	16.6														425a	446a	614p	711p		
41E Keele Stn-York University Express	27.36	LF	7	13 ' 00 "	90	1	18.2					LF	8	12 ' 30 "	99	1	16.6																613a	646a	836a	830a		
Combined/Average			19	5 ' 19 "				15	7 ' 20 "				23	4 ' 53 "				7	15 ' 00 "				4	24 ' 00 "									332p	230p	639p	602p		
Saturday	29-Nov-08		Saturday early morning					Saturday morning					Saturday afternoon					Saturday early evening					Saturday late evening															
41 Keele Stn-York University and Steeles	32.46	LF	8	12 ' 00 "	96	0	20.3	LF	15	7 ' 20 "	110	0	17.7	LF	18	6 ' 15 "	112	0	17.4	LF	6	15 ' 00 "	90	0	21.6	LF	4	22 ' 00 "	88	0	22.1	455a	500a	140a	150a			
Sunday	23-Nov-08		Sunday early morning					Sunday morning					Sunday afternoon					Sunday early evening					Sunday late evening															
41 Keele Stn-York University and Steeles	32.46	LF	4	22 ' 00 "	88	0	22.1	LF	8	12 ' 00 "	96	0	20.3	LF	10	11 ' 15 "	112	0	17.4	LF	5	18 ' 00 "	90	0	21.6	LF	4	22 ' 00 "	88	0	22.1	630a	715a	140a	220a			
107 KEELE NORTH &	Wil		Service outside Toronto north of Steeles Avenue, all late evening and weekend service in Toronto, and all midday service in Toronto on the 107B branch is provided under contract to York Region																																			
Monday to Friday	04-Jan-10		Monday-Friday morning peak period					Monday-Friday midday					Monday-Friday afternoon peak period					Monday-Friday early evening					Monday-Friday late evening															
107B Downsview Stn-Rutherford Go Stn via Chesswood and York University	33.76	Lift	6	16 ' 30 "	93	6	21.8	Lift	2	40 ' 00 "	75	5	27.0	Lift	5	20 ' 00 "	94	6	21.6															620a	712a	548p	645p	
107B Downsview Stn-Rutherford Go Stn via Chesswood	32.32	Lift	Two NB Trips																																			
107C Downsview Stn-Teston Rd	35.92																	Lift	3	30 ' 00 "	80	10	26.9	Lift	2	40 ' 00 "	75	5	28.7						510a	1200a	1240a	
107C Downsview Stn-Teston Rd via York University	37.37	Lift	3.5	33 ' 00 "	103	12	21.7	Lift	3	30 ' 00 "	86	4	26.1	Lift	3.5	34 ' 00 "	111	8	20.2																615a	715a		
107F Downsview Stn-Kirby Rd via York University	40.88	Lift	3.5	33 ' 00 "	115	0	21.3						Lift	3.5	34 ' 00 "	117	2	21.0																	648a	605a	900a	923a
Combined/Average			13	8 ' 15 "				5	17 ' 09 "				12	9 ' 11 "				3	30 ' 00 "				2	40 ' 00 "											225p	330p	630p	653p
			Buses operate southbound via York University																																			
			Buses operate via York University SB before noon, and NB after noon.																																			
			Buses operate northbound via York University																																			
Saturday	09-Jan-10		Saturday early morning					Saturday morning					Saturday afternoon					Saturday early evening					Saturday late evening															
107C Downsview Stn-Teston Rd	35.92	Lift	1.5	60 ' 00 "	80	10	26.9	Lift	1.5	60 ' 00 "	86	4	25.1	Lift	1.5	60 ' 00 "	86	4	25.1	Lift	1.5	60 ' 00 "	80	10	26.9	Lift	1	80 ' 00 "	75	5	28.7	630a	715a	1040p	1124p			
107D Downsview Stn-McNaughton	32.22	Lift	1.5	60 ' 00 "	80	10	24.2	Lift	1.5	60 ' 00 "	86	4	22.5	Lift	1.5	60 ' 00 "	86	4	22.5	Lift	1.5	60 ' 00 "	80	10	24.2	Lift	1	80 ' 00 "	75	5	25.8	600a	645a	920p	1000p			
Combined/Average			3	30 ' 00 "				3	30 ' 00 "				3	30 ' 00 "				3	30 ' 00 "				2	40 ' 00 "														
Sunday	03-Jan-10							Sunday morning					Sunday afternoon					Sunday early evening					Sunday late evening															
107C Downsview Stn-Teston Rd	35.92	Lift	1	80 ' 00 "	75	5	28.7	Lift	1	80 ' 00 "	75	5	28.7	Lift	1	80 ' 00 "	75	5	28.7	Lift	1	80 ' 00 "	75	5	28.7	Lift	1	80 ' 00 "	75	5	28.7	920a	840a	1040p	1123p			
107D Downsview Stn-McNaughton	32.22	Lift	1	80 ' 00 "	75	5	25.8	Lift	1	80 ' 00 "	75	5	25.8	Lift	1	80 ' 00 "	75	5	25.8	Lift	1	80 ' 00 "	75	5	25.8	Lift	1	80 ' 00 "	75	5	25.8	1000a	920a	1000p	1040p			
Combined/Average								2	40 ' 00 "				2	40 ' 00 "				2	40 ' 00 "				2	40 ' 00 "														



SERVICE SUMMARY

June 20 to July 31, 2010

TORONTO TRANSIT COMMISSION

Route	RT dist (km) and date of last change	Monday-Friday morning peak period					Monday-Friday midday					Monday-Friday afternoon peak period					Monday-Friday early evening					Monday-Friday late evening													
		Veh type	No. of Veh	Service interval	Run time (min)	Term time (min)	Avg spd (km/h)	Veh type	No. of Veh	Service interval	Run time (min)	Term time (min)	Avg spd (km/h)	Veh type	No. of Veh	Service interval	Run time (min)	Term time (min)	Avg spd (km/h)	Veh type	No. of Veh	Service interval	Run time (min)	Term time (min)	Avg spd (km/h)	Veh type	No. of Veh	Service interval	Run time (min)	Term time (min)	Avg spd (km/h)	First dep NB or WB	First dep SB or EB	Last dep NB or WB	Last dep SB or EB
43 KENNEDY & Monday to Friday	Egl 21-Jun-10	Monday-Friday morning peak period					Monday-Friday midday					Monday-Friday afternoon peak period					Monday-Friday early evening					Monday-Friday late evening													
43 Kennedy Stn-Steeles	23.76	LF	5	16' 00"	72	8	19.8	LF	5	15' 00"	70	5	20.4	LF	6	16' 00"	86	10	16.6	LF	5	15' 00"	70	5	20.4	LF	4	15' 00"	60	0	23.8	525a	530a	210a	135a
43B Kennedy Stn-Scarborough Centre Stn via Progress	14.23	LF	3	16' 00"	48	0	17.8	LF	3	15' 00"	42	3	20.3	LF	3	16' 00"	48	0	17.8	LF	3	15' 00"	42	3	20.3	LF	1.5	30' 00"	40	5	21.3	605a	533a	1258a	108a
Combined/Average			8	8' 00"				8	7' 30"				9	8' 00"					8	7' 30"						5.5	10' 00"								
Alternates trips with 134 PROGRESS																																			
Saturday	09-Jan-10	Saturday early morning					Saturday morning					Saturday afternoon					Saturday early evening					Saturday late evening													
43 Kennedy Stn-Steeles	23.76	LF	3	20' 00"	60	0	23.8	LF	6.5	12' 00"	76	2	18.8	LF	6.5	12' 00"	76	2	18.8	LF	3	20' 00"	60	0	23.8	LF	3	20' 00"	60	0	23.8	540a	610a	205a	130a
43B Kennedy Stn-Scarborough Centre Stn via Progress	14.23	LF	2	20' 00"	40	0	21.3	LF	3.5	12' 00"	40	2	21.3	LF	3.5	12' 00"	40	2	21.3	LF	2	20' 00"	40	0	21.3	LF	1.5	30' 00"	40	5	21.3	550a	610a	103a	1257a
Combined/Average			5	10' 00"				10	6' 00"				10	6' 00"					5	10' 00"						4.5	12' 00"								
Alternates trips with 134 PROGRESS																																			
Sunday	03-Jan-10	Sunday early morning					Sunday morning					Sunday afternoon					Sunday early evening					Sunday late evening													
43 Kennedy Stn-Steeles	23.76	LF	2	30' 00"	60	0	23.8	LF	8	8' 45"	65	5	21.9	LF	8	8' 45"	68	2	21.0	LF	3	20' 00"	54	6	26.4	LF	3	20' 00"	54	6	26.4	800a	830a	210a	137a
43B Kennedy Stn-Scarborough Centre Stn via Progress	14.23							LF	1.5	30' 00"	40	5	21.3	LF	1.5	30' 00"	40	5	21.3	LF	1.5	30' 00"	40	5	21.3	LF	1.5	30' 00"	40	5	21.3	900a	910a	100a	1240a
Combined/Average			2	30' 00"				9.5	6' 46"				9.5	6' 46"					4.5	12' 00"						4.5	12' 00"								
Alternates trips with 134 PROGRESS																																			
504 KING	Ron/Rus/Qsy	Temporary routing change - City of Toronto water main replacement on Roncesvalles between Dundas & Queen and on King between Queen & Close.																																	
Monday to Friday	21-Jun-10	Monday-Friday morning peak period					Monday-Friday midday					Monday-Friday afternoon peak period					Monday-Friday early evening					Monday-Friday late evening													
504 Roncesvalles & Queen – Broadview Stn	22.30	CLRV	25	4' 00"	98	2	13.7	CLRV	23	4' 15"	94	4	14.2	CLRV	34	3' 20"	108	6	12.4	CLRV	17	5' 30"	89	5	15.0	CLRV	12	7' 00"	82	2	16.3	500a	506a	205a	215a
504 Roncesvalles & Queen – Broadview Stn	22.30	ALRV	7	trips																															
504 Roncesvalles & Queen – Broadview Stn	22.30	CLRV	4	trips																															
Combined/Average			36																																
504 Dundas West Stn – Strachan	10.31	HF	13	3' 45"	47	2	13.2	HF	9	5' 00"	45	0	13.7	HF	15	3' 20"	47	3	13.2	HF	8	5' 30"	44	0	14.1	HF	6	7' 00"	42	0	14.7	516a	457a	229a	208a
See also 508 LAKE SHORE																																			
Saturday	15-May-10	Saturday early morning					Saturday morning					Saturday afternoon					Saturday early evening					Saturday late evening													
504 Roncesvalles & Queen – Broadview Stn	22.30	CLRV	9	10' 00"	87	3	15.4	CLRV	11	8' 20"	91	1	14.7	CLRV	15	6' 15"	91	3	14.7	CLRV	10	8' 00"	80	0	16.7	CLRV	9	9' 00"	78	3	17.2	500a	459a	230a	259a
504 Dundas West Stn – Strachan	10.31	HF	4	10' 00"	40	0	15.5	HF	5	9' 00"	43	2	14.4	HF	7	6' 30"	43	3	14.4	HF	4	10' 00"	40	0	15.5	HF	4	10' 00"	40	0	15.5	510a	450a	300a	245a
Sunday	09-May-10	Sunday early morning					Sunday morning					Sunday afternoon					Sunday early evening					Sunday late evening													
504 Roncesvalles & Queen – Broadview Stn	22.30	CLRV	6	15' 00"	82	8	16.3	CLRV	13	7' 00"	88	3	15.2	CLRV	15	6' 15"	89	5	15.0	CLRV	9	9' 00"	80	1	16.7	CLRV	8	10' 00"	79	1	16.9	520a	528a	220a	229a
504 Dundas West Stn – Strachan	10.31	HF	3	15' 00"	40	5	15.5	HF	6	7' 30"	43	2	14.4	HF	7	6' 30"	43	3	14.4	HF	4	10' 00"	40	0	15.5	HF	4	10' 00"	40	0	15.5	531a	511a	240a	220a
Overnight service on Roncesvalles Avenue provided by 313 JANE and overnight service on Broadview Avenue provided by 303 DON MILLS																																			



SERVICE SUMMARY

June 20 to July 31, 2010

TORONTO TRANSIT COMMISSION

Route	RT dist (km) and date of last change	No. of Veh	Service interval	Run time (min)	Term time (min)	Avg spd (km/h)	No. of Veh	Service interval	Run time (min)	Term time (min)	Avg spd (km/h)	No. of Veh	Service interval	Run time (min)	Term time (min)	Avg spd (km/h)	No. of Veh	Service interval	Run time (min)	Term time (min)	Avg spd (km/h)	No. of Veh	Service interval	Run time (min)	Term time (min)	Avg spd (km/h)	First dep NB or WB	First dep SB or EB	Last dep NB or WB	Last dep SB or EB						
12 KINGSTON RD &		Bir																																		
Monday to Friday		21-Jun-10																																		
		Monday-Friday morning peak period										Monday-Friday midday						Monday-Friday afternoon peak period						Monday-Friday early evening						Monday-Friday late evening						
12 Victoria Park Stn-St Clair	16.85	LF	3	18 ' 00 "	54	0	18.7	LF	2.5	20 ' 00 "	50	0	20.2	LF	3	18 ' 00 "	54	0	18.7	LF	2.5	20 ' 00 "	50	0	20.2	LF	3	20 ' 00 "	60	0	22.6	525a	540a	955p	950p	
12B Victoria Park Stn-Kennedy Stn via Brimley	22.61	LF	4	18 ' 00 "	68	4	20.0	LF	3.5	20 ' 00 "	65	5	20.9	LF	4	18 ' 00 "	68	4	20.0	LF	3.5	20 ' 00 "	65	5	20.9	LF	3	20 ' 00 "	60	0	22.6	551a	549a	110a	100a	
Combined/Average			7	9 ' 00 "				6	10 ' 00 "					7	9 ' 00 "					6	10 ' 00 "						3	20 ' 00 "								
		Before 9:00 am, 12 operates Kingston Rd, Brimley, Barkdene, Brooklawn, St Clair, Brimley and Kingston Rd																																		
		After 9:00 am, 12 operates Kingston Rd, Brimley, St Clair, Brooklawn, Barkdene, Brimley and Kingston Rd																																		
Saturday		29-Nov-08																																		
		Saturday early morning										Saturday morning						Saturday afternoon						Saturday early evening						Saturday late evening						
12B Victoria Park Stn-Kennedy Stn via Brimley	22.61	LF	4	17 ' 00 "	65	3	20.9	LF	4	17 ' 00 "	65	3	20.9	LF	4	17 ' 00 "	65	3	20.9	LF	3	20 ' 00 "	60	0	22.6	LF	2	30 ' 00 "	60	0	22.6	529a	603a	100a	100a	
Sunday		23-Nov-08																																		
		Sunday early morning										Sunday morning						Sunday afternoon						Sunday early evening						Sunday late evening						
12B Victoria Park Stn-Kennedy Stn via Brimley	22.61	LF	4	15 ' 00 "	60	0	22.6	LF	4	17 ' 00 "	65	3	20.9	LF	4	17 ' 00 "	65	3	20.9	LF	3	20 ' 00 "	60	0	22.6	LF	2	30 ' 00 "	60	0	22.6	802a	745a	100a	100a	
		Overnight service on Victoria Park Avenue provided by 324 VICTORIA PARK																																		
503 KINGSTON RD		Mal																																		
503 York – Victoria Park		See 502 DOWNTOWNER																																		
45 KIPLING &		Qsy																																		
Monday to Friday		21-Jun-10																																		
		Monday-Friday morning peak period										Monday-Friday midday						Monday-Friday afternoon peak period						Monday-Friday early evening						Monday-Friday late evening						
45 Kipling Stn-Steeles	29.34	LF	4	20 ' 00 "	76	4	23.2	LF	10	8 ' 00 "	72	8	24.4	LF	5	16 ' 00 "	79	1	22.3	LF	9	8 ' 00 "	68	4	25.9	LF	5	13 ' 00 "	61	4	28.9	430a	445a	151a	207a	
45A Kipling Stn-Carlingview via Belfield	25.04	LF	3	20 ' 00 "	59	1	25.5	LF	3	20 ' 00 "	56	4	26.8	LF	4	16 ' 00 "	59	5	25.5														520a	547a	604p	639p
45E Kipling Stn-Steeles Express	29.34	LF	13	5 ' 20 "	67	2	26.3							LF	9	8 ' 00 "	72	0	24.4														627a	628a	907a	903a
Combined/Average			20	3 ' 29 "				13	5 ' 43 "					18	4 ' 00 "					9	8 ' 00 "						5	13 ' 00 "				404p	346p	628p	618p	
Saturday		20-Feb-10																																		
		Saturday early morning										Saturday morning						Saturday afternoon						Saturday early evening						Saturday late evening						
45 Kipling Stn-Steeles	29.34	LF	5	13 ' 00 "	65	0	27.1	LF	8	9 ' 00 "	70	2	25.1	LF	9	8 ' 00 "	70	2	25.1	LF	6	12 ' 00 "	66	6	26.7	LF	4	17 ' 00 "	61	7	28.9	543a	543a	134a	207a	
Sunday		14-Feb-10																																		
		Sunday early morning										Sunday morning						Sunday afternoon						Sunday early evening						Sunday late evening						
45 Kipling Stn-Steeles	29.34	LF	5	15 ' 00 "	67	8	26.3	LF	5	15 ' 00 "	67	8	26.3	LF	6	12 ' 00 "	68	4	25.9	LF	6	12 ' 00 "	68	4	25.9	LF	4	17 ' 00 "	61	7	28.9	800a	807a	100a	133a	
44 KIPLING SOUTH &		Qsy																																		
Monday to Friday		21-Jun-10																																		
		Monday-Friday morning peak period										Monday-Friday midday						Monday-Friday afternoon peak period						Monday-Friday early evening						Monday-Friday late evening						
44 Kipling Stn-Lake Shore	10.38	LF	5	7 ' 30 "	36	2	17.3	LF	5	8 ' 00 "	36	4	17.3	LF	5	7 ' 30 "	36	2	17.3	LF	2	15 ' 00 "	30	0	20.8	LF	2	15 ' 00 "	30	0	20.8	501a	516a	147a	202a	
Saturday		20-Feb-10																																		
		Saturday early morning										Saturday morning						Saturday afternoon						Saturday early evening						Saturday late evening						
44 Kipling Stn-Lake Shore	10.38	LF	2	15 ' 00 "	30	0	20.8	LF	2	15 ' 00 "	30	0	20.8	LF	3	12 ' 00 "	34	2	18.3	LF	1	30 ' 00 "	30	0	20.8	LF	1	30 ' 00 "	29	1	21.5	503a	518a	147a	202a	
Sunday		14-Feb-10																																		
		Sunday morning										Sunday afternoon						Sunday early evening						Sunday late evening												
44 Kipling Stn-Lake Shore	10.38							LF	2	15 ' 00 "	30	0	20.8	LF	2	15 ' 00 "	30	0	20.8	LF	1	30 ' 00 "	30	0	20.8	LF	1	30 ' 00 "	29	1	21.5	847a	902a	1247a	205a	
508 LAKE SHORE		Ron																																		
Monday to Friday		21-Jun-10																																		
		Monday-Friday morning peak period										Monday-Friday afternoon peak period																								
508 Long Branch – Parliament	18.80	CLR	V	3	Three EB trips																															
508 Church – Long Branch	17.40													CLR	V	4	Four WB trips																			



SERVICE SUMMARY

June 20 to July 31, 2010

TORONTO TRANSIT COMMISSION

Route	RT dist (km) and date of last change	No. of Veh	Service interval	Run time (min)	Term time (min)	Avg spd (km/h)	No. of Veh	Service interval	Run time (min)	Term time (min)	Avg spd (km/h)	No. of Veh	Service interval	Run time (min)	Term time (min)	Avg spd (km/h)	No. of Veh	Service interval	Run time (min)	Term time (min)	Avg spd (km/h)	No. of Veh	Service interval	Run time (min)	Term time (min)	Avg spd (km/h)	First dep NB or WB	First dep SB or EB	Last dep NB or WB	Last dep SB or EB	
30 LAMBTON & Monday to Friday	Qsy 21-Jun-10		Monday-Friday morning peak period					Monday-Friday midday					Monday-Friday afternoon peak period					Monday-Friday early evening						Monday-Friday late evening							
30 Kipling Stn-High Park Stn	18.39	LF 3	20'00"	53	7	20.8	LF 2	30'00"	49	11	22.5	LF 3	20'00"	53	7	20.8	LF 2	30'00"	56	4	19.7	LF 2	30'00"	44	16	25.1	520a	540a	1258a	105a	
Saturday	26-Jun-10		Saturday early morning					Saturday morning					Saturday afternoon					Saturday early evening						Saturday late evening							
30 Kipling Stn-High Park Stn	18.39	LF 2	30'00"	44	16	25.1	LF 3.25	20'00"	65	0	17.7	LF 3.25	20'00"	65	0	17.7	LF 2	30'00"	48	12	23.0	LF 2	30'00"	44	16	25.1	530a	600a	100a	100a	
30B Kipling Stn-High Pk via High Pk Stn	19.20							Alternates trips with 112C West Mall					Alternates trips with 112C West Mall														1019a	947a	639p	607p	
Sunday	20-Jun-10		Sunday morning					Sunday afternoon					Sunday early evening					Sunday late evening													
30 Kipling Stn-High Park Stn	18.39						LF 2.2	30'00"	65	0	17.7	LF 2.2	30'00"	65	0	17.7	LF 2	30'00"	48	12	23.0	LF 2	30'00"	44	16	25.1	830a	900a	100a	100a	
30B Kipling Stn-High Pk via High Pk Stn	19.20							Alternates trips with 49 Bloor West					Alternates trips with 49 Bloor West														1044a	1012a	644p	612p	
47 LANSDOWNE & Monday to Friday	MtD 17-Feb-09		Monday-Friday morning peak period					Monday-Friday midday					Monday-Friday afternoon peak period					Monday-Friday early evening						Monday-Friday late evening							
47 Queen-St Clair	8.51	LF 4	11'00"	36	8	14.2	LF 2.5	15'00"	36	2	14.4	LF 3	13'00"	36	3	14.2	LF 2	18'00"	36	0	14.2	LF 1	30'00"	30	0	17.0	500a	445a	145a	128a	
47B Queen-Yorkdale Stn via Caledonia and Bridgeland	25.11	LF 4	22'00"	86	2	17.5	LF 5.5	15'00"	76	7	19.8	LF 3.5	26'00"	91	0	16.6	LF 5	18'00"	78	12	19.3	LF 3	30'00"	69	21	21.8	530a	512a	1258a	1253a	
47C Queen-Yorkdale Stn via Caledonia and Orfus	24.46	LF 4	22'00"	86	2	17.1	LF				LF 3.5	26'00"	91	0	16.1												541a	520a	859a	900a	
Combined/Average			12	5'30"				8	7'30"				10	6'30"				7	9'00"					4	15'00"			319p	245p	621p	614p
Saturday	29-Nov-08		Saturday early morning					Saturday early morning					Saturday afternoon					Saturday early evening						Saturday early evening							
47 Queen-St Clair	8.51	LF 2.5	18'00"	36	9	14.2	LF 2.5	18'00"	36	9	14.2	LF 3	18'00"	44	10	11.6	LF 2	20'00"	36	4	14.2	LF 1	30'00"	30	0	17.0	559a	627a	145a	128a	
47B Queen-Yorkdale Stn via Caledonia and Bridgeland	25.11	LF 4.5	18'00"	80	1	18.8	LF 4.5	18'00"	80	1	18.8	LF 5	18'00"	88	2	17.1	LF 4	20'00"	78	2	19.3	LF 3	30'00"	69	21	21.8	549a	516a	1258a	1253a	
Combined/Average			7	9'00"				7	9'00"				8	9'00"				6	10'00"					4	15'00"						
Sunday	23-Nov-08		Sunday early morning					Sunday early morning					Sunday afternoon					Sunday early evening						Sunday early evening							
47 Queen-St Clair	8.51	LF 2	20'00"	36	4	14.2	LF 2	20'00"	36	4	14.2	LF 2	20'00"	36	4	14.2	LF 2	20'00"	36	4	14.2	LF 1	30'00"	30	0	17.0	548a	530a	145a	128a	
47B Queen-Yorkdale Stn via Caledonia and Bridgeland	25.11	LF 4	20'00"	78	2	19.3	LF 4	20'00"	78	2	19.3	LF 4	20'00"	78	2	19.3	LF 4	20'00"	78	2	19.3	LF 3	30'00"	69	21	21.8	812a	755a	1258a	1253a	
Combined/Average			6	10'00"				6	10'00"				6	10'00"				6	10'00"					4	15'00"						



SERVICE SUMMARY

June 20 to July 31, 2010

TORONTO TRANSIT COMMISSION

Route	RT dist (km) and date of last change	No. of					Run time					Term time					Avg spd					First dep NB or WB	First dep SB or EB	Last dep NB or WB	Last dep SB or EB											
		Veh type	Veh	Service interval	(min)	(min)	(km/h)	Veh type	Veh	Service interval	(min)	(min)	(km/h)	Veh type	Veh	Service interval	(min)	(min)	(km/h)	Veh type	Veh					Service interval	(min)	(min)	(km/h)							
54 LAWRENCE EAST &	Egl																																			
Monday to Friday	21-Jun-10	Monday-Friday morning peak period					Monday-Friday midday					Monday-Friday afternoon peak period					Monday-Friday early evening					Monday-Friday late evening														
54 Eglinton Stn-Orton Park	40.09	LF	13	10 ' 30 "	131	6	18.4	LF	10	12 ' 00 "	120	0	20.0	LF	11	12 ' 00 "	130	2	18.5	LF	6	20 ' 00 "	120	0	20.0	LF	3.5	30 ' 00 "	105	0	22.9	515a	605a	108a	147a	
54A Eglinton Stn-Starspray Blvd	53.90	LF	16	10 ' 30 "	168	0	19.3	LF	13	12 ' 00 "	150	6	21.6	LF	14	12 ' 00 "	168	0	19.3	LF	7	20 ' 00 "	140	0	23.1	LF	4.5	30 ' 00 "	123	12	26.3	515a	518a	132a	209a	
54E Lawrence East Stn-Starspray Blvd Express	26.96	LF	6	10 ' 30 "	63	0	25.7						LF	6	12 ' 00 "	64	8	25.3															635a	707a	851a	831a
Combined/Average			35	3 ' 30 "					23	6 ' 00 "					31	4 ' 00 "					13	10 ' 00 "					8	15 ' 00 "					322p	323p	656p	659p
Saturday	29-Nov-08	Saturday early morning					Saturday morning					Saturday afternoon					Saturday early evening					Saturday late evening														
54 Eglinton Stn-Orton Park	40.09	LF	4	30 ' 00 "	120	0	20.0	LF	7.5	16 ' 00 "	120	0	20.0	LF	9	14 ' 00 "	120	6	20.0	LF	3.5	30 ' 00 "	105	0	22.9	LF	3.5	30 ' 00 "	105	0	22.9	553a	623a	107a	215a	
54A Eglinton Stn-Starspray Blvd	53.90	LF	5	30 ' 00 "	150	0	21.6	LF	9.5	16 ' 00 "	152	0	21.3	LF	11	14 ' 00 "	152	2	21.3	LF	4.5	30 ' 00 "	123	12	26.3	LF	4.5	30 ' 00 "	123	12	26.3	528a	608a	132a	130a	
Combined/Average			9	15 ' 00 "					17	8 ' 00 "					20	7 ' 00 "					8	15 ' 00 "					8	15 ' 00 "								
Sunday	23-Nov-08	Sunday early morning					Sunday morning					Sunday afternoon					Sunday early evening					Sunday late evening														
54 Eglinton Stn-Orton Park	40.09	LF	3.5	30 ' 00 "	105	0	22.9	LF	6	20 ' 00 "	115	5	20.9	LF	7.5	16 ' 00 "	115	5	20.9	LF	3.5	30 ' 00 "	105	0	22.9	LF	3.5	30 ' 00 "	105	0	22.9	635a	730a	105a	215a	
54A Eglinton Stn-Starspray Blvd	53.90	LF	4.5	30 ' 00 "	135	0	24.0	LF	7	20 ' 00 "	138	2	23.4	LF	9.5	16 ' 00 "	140	12	23.1	LF	4.5	30 ' 00 "	120	15	27.0	LF	4.5	30 ' 00 "	120	15	27.0	723a	715a	144a	130a	
Combined/Average			8	15 ' 00 "					13	10 ' 00 "					17	8 ' 00 "					8	15 ' 00 "					8	15 ' 00 "								

54 operates north via Scarborough Golf Club Road before 300p, north via Orton Park Road after 300p
Overnight service east of Kingston Road provided by 305 EGLINTON EAST.

354 LAWRENCE EAST &	Egl																																		
Overnight, 7 days a week	14-Feb-10	Monday-Friday overnight					Saturday overnight					Sunday overnight																							
354 Eglinton Stn-U of T Scarborough	51.50	LF	3.5	30 ' 00 "	96	9	32.2	LF	3.5	30 ' 00 "	96	9	32.2	LF	3.5	30 ' 00 "	96	9	32.2	Alternates trips with 305 EGLINTON EAST															
400 LAWRENCE MANOR COMMUNITY BUS &	W-T																																		
Monday to Friday	2-Sep-97	Monday-Friday midday					Monday-Friday afternoon peak period																												
400 Baycrest-Lawrence West Stn		CB	1	60 ' 00 "	60	0		CB	1	60 ' 00 "	60	0												1000a	930a	500p	430p								
52 LAWRENCE WEST	MtD																																		
Monday to Friday	21-Jun-10	Monday-Friday morning peak period					Monday-Friday midday					Monday-Friday afternoon peak period					Monday-Friday early evening					Monday-Friday late evening													
52 Lawrence Stn-Martin Grove	30.61	HF	17	6 ' 00 "	97	5	18.9	HF	12	8 ' 00 "	89	7	20.6	HF	16	7 ' 30 "	117	3	15.7	HF	7	12 ' 00 "	84	0	21.9	HF	4	20 ' 00 "	80	0	23.0	550a	454a	200a	122a
52C Lawrence West Stn-Culford via Benton	9.77	HF	2	20 ' 00 "	35	5	16.7	See 59C MAPLE LEAF										See 59C MAPLE LEAF										637a	617a	857a	917a				
52C Lawrence West Stn-Culford	9.48												HF	2	22 ' 30 "	38	7	15.0											258p	320p	645p	625p			
Combined/Average			19	4 ' 37 "					12	8 ' 00 "					18	5 ' 38 "					7	12 ' 00 "					4	20 ' 00 "							
Saturday	26-Jun-10	Saturday early morning					Saturday morning					Saturday afternoon					Saturday early evening					Saturday late evening													
52 Lawrence Stn-Martin Grove	30.61	LF	7	13 ' 00 "	90	1	20.4	LF	9	10 ' 00 "	90	0	20.4	LF	13	8 ' 00 "	99	5	18.6	LF	7	12 ' 00 "	84	0	21.9	LF	3	30 ' 00 "	80	10	23.0	605a	522a	115a	129a
Sunday	20-Jun-10	Sunday early morning					Sunday morning					Sunday afternoon					Sunday early evening					Sunday late evening													
52 Lawrence Stn-Martin Grove	30.61	LF	6	15 ' 00 "	90	0	20.4	LF	8	12 ' 00 "	90	6	20.4	LF	11	9 ' 00 "	99	0	18.6	LF	6	15 ' 00 "	80	10	23.0	LF	3	30 ' 00 "	80	10	23.0	646a	707a	1248a	104a
352 LAWRENCE WEST	MtD																																		
Overnight, 7 days a week	20-Jun-10	Monday-Friday overnight					Saturday overnight					Sunday overnight																							
352 Lawrence Stn-Weston Rd	19.58	LF	2	30 ' 00 "	60	0	19.6	LF	2	30 ' 00 "	60	0	19.6	LF	2	30 ' 00 "	60	0	19.6																



SERVICE SUMMARY

June 20 to July 31, 2010

TORONTO TRANSIT COMMISSION

Route	RT dist (km) and date of last change	No. of					Run time (min)	Term time (min)	Avg spd (km/h)	No. of					Run time (min)	Term time (min)	Avg spd (km/h)	No. of					Run time (min)	Term time (min)	Avg spd (km/h)	First dep NB or WB	First dep SB or EB	Last dep NB or WB	Last dep SB or EB							
		Veh type	Veh	Service interval	(min)	(min)				Veh type	Veh	Service interval	(min)	(min)				Veh type	Veh	Service interval	(min)	(min)								Veh type	Veh	Service interval	(min)	(min)		
162 LAWRENCE-DONWAY &	Wil																																			
Monday to Friday	23-Nov-09	Monday-Friday morning peak period					Monday-Friday midday					Monday-Friday afternoon peak period					Monday-Friday early evening					Monday-Friday late evening														
162 Lawrence Stn-Don Mills	20.13	LF	2	30 ' 00 "	60	0	20.1	LF	2	30 ' 00 "	60	0	20.1	LF	2	30 ' 00 "	60	0	20.1	LF	2	30 ' 00 "	60	0	20.1	LF	2	30 ' 00 "	60	0	20.1	628a	700a	1258a	100a	
Saturday	29-Nov-08	Saturday early morning					Saturday morning					Saturday afternoon					Saturday early evening					Saturday late evening														
162 Lawrence Stn-Don Mills	20.13	LF	2	30 ' 00 "	60	0	20.1	LF	2	30 ' 00 "	60	0	20.1	LF	2	30 ' 00 "	60	0	20.1	LF	2	30 ' 00 "	60	0	20.1	LF	2	30 ' 00 "	60	0	20.1	628a	700a	1258a	100a	
Sunday	23-Nov-08	Sunday morning					Sunday afternoon					Sunday early evening					Sunday late evening																			
162 Lawrence Stn-Don Mills	20.13							LF	2	30 ' 00 "	60	0	20.1	LF	2	30 ' 00 "	60	0	20.1	LF	2	30 ' 00 "	60	0	20.1	LF	2	30 ' 00 "	60	0	20.1	858a	900a	1258a	100a	
56 LEASIDE &	Wil / Mtd																																			
Monday to Friday	21-Jun-10	Monday-Friday morning peak period					Monday-Friday midday					Monday-Friday afternoon peak period					Monday-Friday early evening					Monday-Friday late evening														
56 Donlands Stn-Eglinton Stn	15.32	LF	2.5	22 ' 45 "	56	1	16.4	LF	3	20 ' 00 "	54	6	17.0	LF	2	30 ' 00 "	54	6	17.0	LF	1.5	30 ' 00 "	45	0	20.4	LF	1.5	30 ' 00 "	45	0	20.4	611a	554a	108a	115a	
56B Donlands Stn-Brentcliffe	10.15	LF	1.5	22 ' 45 "	34	0	17.9						LF	1	30 ' 00 "	30	0	20.3																		
Combined/Average			4	11 ' 23 "											3	15 ' 00 "																				
																					Alternates trips with 5 AVENUE RD					Alternates trips with 5 AVENUE RD										
Saturday	29-Nov-08	Saturday early morning					Saturday morning					Saturday afternoon					Saturday early evening					Saturday late evening														
56 Donlands Stn-Eglinton Stn	15.32	LF	2	30 ' 00 "	56	4	16.4	LF	2	30 ' 00 "	56	4	16.4	LF	2	30 ' 00 "	56	4	16.4	LF	1.5	30 ' 00 "	45	0	20.4	LF	1.5	30 ' 00 "	45	0	20.4	600a	600a	108a	115a	
																					Alternates trips with 5 AVENUE RD					Alternates trips with 5 AVENUE RD										
Sunday	23-Nov-08	Sunday morning					Sunday afternoon					Sunday early evening					Sunday late evening																			
56 Donlands Stn-Eglinton Stn	15.32							LF	1.5	30 ' 00 "	45	0	20.4	LF	1.5	30 ' 00 "	45	0	20.4	LF	1.5	30 ' 00 "	45	0	20.4	LF	1.5	30 ' 00 "	45	0	20.4	852a	830a	122a	100a	
								Alternates trips with 5 AVENUE RD					Alternates trips with 5 AVENUE RD					Alternates trips with 5 AVENUE RD					Alternates trips with 5 AVENUE RD													
51 LESLIE &	Wil																																			
Monday to Friday	21-Jun-10	Monday-Friday morning peak period					Monday-Friday midday					Monday-Friday afternoon peak period					Monday-Friday early evening					Monday-Friday late evening														
51 Eglinton Stn-Steeles	34.07	LF	7	15 ' 00 "	102	3	20.0	LF	3	30 ' 00 "	88	2	23.2	LF	6	18 ' 00 "	108	0	18.9	LF	3	30 ' 00 "	78	12	26.2	LF	2.5	30 ' 00 "	75	5	27.3	515a	548a	100a	1240a	
																					Alternates trips with 61 AVENUE RD NORTH					Alternates trips with 61 AVENUE RD NORTH										
Saturday	29-Nov-08	Saturday early morning					Saturday morning					Saturday afternoon					Saturday early evening					Saturday late evening														
51 Eglinton Stn-Steeles	34.07	LF	2.5	30 ' 00 "	75	5	27.3	LF	3	30 ' 00 "	80	10	25.6	LF	3	30 ' 00 "	80	10	25.6	LF	2.5	30 ' 00 "	75	5	27.3	LF	2.5	30 ' 00 "	75	5	27.3	545a	622a	110a	1250a	
																					Alternates trips with 61 AVENUE RD NORTH					Alternates trips with 61 AVENUE RD NORTH										
Sunday	23-Nov-08	Sunday early morning					Sunday morning					Sunday afternoon					Sunday early evening					Sunday late evening														
51 Eglinton Stn-Steeles	34.07	LF	3	30 ' 00 "	80	10	25.6	LF	3	30 ' 00 "	80	10	25.6	LF	3	30 ' 00 "	80	10	25.6	LF	2.5	30 ' 00 "	75	5	27.3	LF	2.5	30 ' 00 "	75	5	27.3	815a	822a	110a	1250a	
																					Alternates trips with 61 AVENUE RD NORTH					Alternates trips with 61 AVENUE RD NORTH										
64 MAIN &	Bir																																			
Monday to Friday	21-Jun-10	Monday-Friday morning peak period					Monday-Friday midday					Monday-Friday afternoon peak period					Monday-Friday early evening					Monday-Friday late evening														
64 Queen-Eastdale	6.71	LF	3	11 ' 00 "	32	1	12.6	LF	3	10 ' 00 "	30	0	13.4	LF	4	8 ' 00 "	32	0	12.6	LF	2	15 ' 00 "	30	0	13.4	LF	1	30 ' 00 "	30	0	13.4	556a	540a	110a	125a	
Saturday	27-Jun-09	Saturday early morning					Saturday morning					Saturday afternoon					Saturday early evening					Saturday late evening														
64 Queen-Eastdale	6.71	LF	2	15 ' 00 "	30	0	13.4	LF	2	15 ' 00 "	30	0	13.4	LF	2	15 ' 00 "	30	0	13.4	LF	1	30 ' 00 "	30	0	13.4	LF	1	30 ' 00 "	30	0	13.4	547a	600a	110a	125a	
Sunday	20-Jun-10	Sunday early morning					Sunday morning					Sunday afternoon					Sunday early evening					Sunday late evening														
64 Queen-Eastdale	6.71	LF	1	30 ' 00 "	30	0	13.4	LF	2	15 ' 00 "	30	0	13.4	LF	2	15 ' 00 "	30	0	13.4	LF	1	30 ' 00 "	30	0	13.4	LF	1	30 ' 00 "	30	0	13.4	840a	825a	110a	125a	



SERVICE SUMMARY

June 20 to July 31, 2010

TORONTO TRANSIT COMMISSION

Route	RT dist (km) and date of last change	No. of Veh	Service interval	Run time (min)	Term time (min)	Avg spd (km/h)	No. of Veh	Service interval	Run time (min)	Term time (min)	Avg spd (km/h)	No. of Veh	Service interval	Run time (min)	Term time (min)	Avg spd (km/h)	No. of Veh	Service interval	Run time (min)	Term time (min)	Avg spd (km/h)	No. of Veh	Service interval	Run time (min)	Term time (min)	Avg spd (km/h)	First dep NB or WB	First dep SB or EB	Last dep NB or WB	Last dep SB or EB											
58 MALTON & Pearson Airport		Service outside Toronto west of Pearson Airport is provided under contract to the City of Mississauga																																							
Monday to Friday	MtD 29-Mar-10	Monday-Friday morning peak period						Monday-Friday midday						Monday-Friday afternoon peak period						Monday-Friday early evening						Monday-Friday late evening															
58A Lawrence West Stn-Pearson Airport	37.34	LF	15	7' 00"	104	1	21.5	LF	6	16' 00"	96	0	23.3	LF	19	6' 20"	119	2	18.9	LF	4.5	21' 00"	89	6	25.2	LF	3	30' 00"	86	4	26.0	505a	519a	110a	157a						
58B Lawrence West Stn-Westwood	40.02	LF	1	21' 00"	111	15	21.6	LF	7	16' 00"	108	4	22.2	LF	1	19' 00"	131	8	18.3	LF	5.5	21' 00"	99	17	24.3	LF	3	30' 00"	87	3	27.6	520a	548a	1254a	138a						
Combined/Average			16	7' 00"					13	8' 00"					20	6' 20"					10	10' 30"					6	15' 00"													
		Every 3rd 58A operates as a 58B																																							
Saturday		Saturday early morning						Saturday morning						Saturday afternoon						Saturday early evening						Saturday late evening															
58 Lawrence West Stn-McNaughton	36.42							LF	5	20' 00"	91	9	24.0	LF	7	16' 00"	103	9	21.2	LF	4	24' 00"	91	5	24.0	LF	1.5	60' 00"	86	4	25.4	907a	1024a	1258a	150a						
58A Lawrence West Stn-Pearson Airport	37.34	LF	7	12' 00"	75	9	29.9	LF	5	20' 00"	96	4	23.3	LF	7	16' 00"	108	4	20.7	LF	4	24' 00"	94	2	23.8	LF	1.5	60' 00"	86	4	26.0	515a	547a	1258a	207a						
58D Lawrence West Stn-McNaughton via Pearson Airport	45.77	LF	1	36' 00"	110	10	25.0																																		
Combined/Average			8	12' 00"					10	10' 00"					14	8' 00"					8	12' 00"					3	30' 00"													
Sunday		Sunday early morning						Sunday morning						Sunday afternoon						Sunday early evening						Sunday late evening															
58 Lawrence West Stn-McNaughton	36.42	LF	2.5	40' 00"	90	10	24.3	LF	4	24' 00"	89	7	24.6	LF	6	18' 00"	99	9	22.1	LF	3	30' 00"	85	5	25.7	LF	1.5	60' 00"	85	5	25.7	610a	700a	1150p	1242a						
58A Lawrence West Stn-Pearson Airport	37.34	LF	2.5	40' 00"	84	16	26.7	LF	4	24' 00"	90	6	24.9	LF	6	18' 00"	100	8	22.4	LF	3	30' 00"	86	4	26.0	LF	1.5	60' 00"	86	4	26.0	510a	540a	1258a	200a						
Combined/Average			5	20' 00"					8	12' 00"					12	9' 00"					6	15' 00"					3	30' 00"													
59 MAPLE LEAF		Service outside Toronto west of Pearson Airport is provided under contract to the City of Mississauga																																							
Monday to Friday	MtD 21-Jun-10	Monday-Friday morning peak period						Monday-Friday midday						Monday-Friday afternoon peak period						Monday-Friday early evening						Monday-Friday late evening															
59A Lawrence West Stn-Weston Rd via Gary Drive	17.28	HF	2.5	26' 00"	62	3	16.7							HF	2	40' 00"	75	5	13.8																						
59B Lawrence West Stn-Weston Rd via Church	16.79	HF	2.5	26' 00"	62	3	16.2							HF	2	40' 00"	75	5	13.4																						
59C Lawrence West Stn-Weston Rd via Benton/Culford and Church	21.28							HF	1	60' 00"	60	0	21.3							HF	1	60' 00"	60	0	21.3	HF	1	60' 00"	60	0	21.3	HF	1	60' 00"	60	0	21.3	915a	945a	215p	245p
59C Lawrence West Stn-Weston Rd via Benton/Culford and Gary Rd	21.28							HF	1	60' 00"	60	0	21.3							HF	1	60' 00"	60	0	21.3	HF	1	60' 00"	60	0	21.3	HF	1	60' 00"	60	0	21.3	730p	800p	1230a	1200a
Combined/Average			5	13' 00"					2	30' 00"					4	20' 00"					2	30' 00"					2	30' 00"													
Saturday		Saturday early morning						Saturday morning						Saturday afternoon						Saturday early evening						Saturday late evening															
59C Lawrence West Stn-Weston Rd via Benton/Culford and Church	21.28	LF	1	60' 00"	60	0	21.3	LF	1	60' 00"	60	0	21.3	LF	1	60' 00"	60	0	21.3	LF	1	60' 00"	60	0	21.3	LF	1	60' 00"	60	0	21.3	LF	1	60' 00"	60	0	21.3	630a	600a	1230a	1200a
59C Lawrence West Stn-Weston Rd via Benton/Culford and Gary Rd	21.28	LF	1	60' 00"	60	0	21.3	LF	1	60' 00"	60	0	21.3	LF	1	60' 00"	60	0	21.3	LF	1	60' 00"	60	0	21.3	LF	1	60' 00"	60	0	21.3	LF	1	60' 00"	60	0	21.3	600a	630a	100a	1230a
Combined/Average			2	30' 00"					2	30' 00"					2	30' 00"					2	30' 00"					2	30' 00"													
Sunday		Sunday early morning						Sunday morning						Sunday afternoon						Sunday early evening						Sunday late evening															
59C Lawrence West Stn-Weston Rd via Benton/Culford and Church	21.28							LF	1	60' 00"	60	0	21.3	LF	1	60' 00"	60	0	21.3	LF	1	60' 00"	60	0	21.3	LF	1	60' 00"	60	0	21.3	LF	1	60' 00"	60	0	21.3	930a	900a	1230a	1200a
59C Lawrence West Stn-Weston Rd via Benton/Culford and Gary Rd	21.28							LF	1	60' 00"	60	0	21.3	LF	1	60' 00"	60	0	21.3	LF	1	60' 00"	60	0	21.3	LF	1	60' 00"	60	0	21.3	LF	1	60' 00"	60	0	21.3	900a	930a	100a	1230a
Combined/Average									2	30' 00"					2	30' 00"					2	30' 00"					2	30' 00"													



SERVICE SUMMARY

June 20 to July 31, 2010

TORONTO TRANSIT COMMISSION

Route	RT dist (km) and date of last change	No. of					Run time					Term time					Avg spd					First dep NB or WB	First dep SB or EB	Last dep NB or WB	Last dep SB or EB													
		Veh type	Veh	Service interval	(min)	(min)	(km/h)	Veh type	Veh	Service interval	(min)	(min)	(km/h)	Veh type	Veh	Service interval	(min)	(min)	(km/h)	Veh type	Veh					Service interval	(min)	(min)	(km/h)									
102 MARKHAM RD & Bir Service outside Toronto north of Passmore Avenue is provided under contract to York Region																																						
Monday to Friday	21-Jun-10	Monday-Friday morning peak period					Monday-Friday midday					Monday-Friday afternoon peak period					Monday-Friday early evening					Monday-Friday late evening																
102 Warden Stn-McNicoll	32.88	LF	3	30'00"	85	5	23.2	LF	2	48'00"	88	8	22.4	LF	3	30'00"	82	8	24.1	LF	3	30'00"	82	8	24.1	900a	945a	1239a	1251a									
102A Warden Stn-Progress (Centennial College)	23.71	LF	7	10'00"	70	0	20.3	LF	5	15'00"	68	7	20.9	LF	7	12'00"	78	6	18.2	LF	3	24'00"	66	6	21.6	LF	2	30'00"	50	10	28.4	615a	650a	100a	126a			
102C Warden Stn-Passmore	35.78	LF	5.5	20'00"	100	10	21.5	LF	4.5	24'00"	108	0	19.9	LF	4.5	24'00"	156	0	20.3	LF	3	48'00"	142	2	22.3					455a	507a	617p	712p					
102D Warden Stn-Mount Joy GO Stn	52.74	LF	7.5	20'00"	150	0	21.1	LF	5	30'00"	140	10	22.6	LF	6.5	24'00"	156	0	20.3	LF	3	48'00"	142	2	22.3					540a	555a	1030p	1150p					
Combined/Average			20	5'00"					13	7'30"					8	12'00"					5	15'00"																
102D NB trips operate via Dynamic.													102D SB trips operate via Dynamic.																									
Saturday	21-Feb-09	Saturday early morning					Saturday morning					Saturday afternoon					Saturday early evening					Saturday late evening																
102 Warden Stn-McNicoll	32.88	LF	6	14'00"	80	4	24.7	LF	7	12'00"	84	0	23.5	LF	7	12'00"	84	0	23.5	LF	5	15'00"	72	3	27.4	LF	3	30'00"	82	8	24.1	528a	610a	103a	136a			
102D Warden Stn-Mount Joy GO Stn	52.74	LF	1	60'00"	144	0	22.0	LF	1	60'00"	144	0	22.0	LF	1	60'00"	144	0	22.0	LF	1	60'00"	120	15	26.4					722a	834a	1103p	1200a					
Combined/Average			6	14'00"					8	12'00"					8	12'00"					6	15'00"					3	30'00"										
Every 5th 102 operates as a 102D													Every 5th 102 operates as a 102D													Every 4th 102B operates as a 102D												
Sunday	15-Feb-09	Sunday early morning					Sunday morning					Sunday afternoon					Sunday early evening					Sunday late evening																
102 Warden Stn-McNicoll	32.88	LF	3	30'00"	80	10	24.7	LF	4	20'00"	80	0	24.7	LF	6	15'00"	85	5	23.2	LF	5	15'00"	72	3	27.4	LF	3	30'00"	75	15	26.3	720a	720a	100a	136a			
102D Warden Stn-Mount Joy GO Stn	52.74	LF	1	60'00"	136	4	23.3	LF	1	60'00"	136	4	23.3	LF	1	60'00"	136	14	23.3	LF	1	60'00"	120	15	26.4					800a	912a	1100p	1200a					
Combined/Average			4	30'00"					5	20'00"					7	15'00"					6	15'00"					3	30'00"										
Every 2nd 102 operates as a 102D													Every 3rd 102 operates as a 102D													Every 4th 102 operates as a 102D												
46 MARTIN GROVE & Arw																																						
Monday to Friday	21-Jun-10	Monday-Friday morning peak period					Monday-Friday midday					Monday-Friday afternoon peak period					Monday-Friday early evening					Monday-Friday late evening																
46 Kipling Stn-Steeles	31.38	LF	8	11'15"	90	0	20.9	LF	5	17'00"	84	1	22.4	LF	8	11'15"	90	0	20.9	LF	4	20'00"	75	5	25.1	LF	3	30'00"	75	15	25.1	451a	503a	130a	1243a			
Saturday	07-Jan-06	Saturday early morning					Saturday morning					Saturday afternoon					Saturday early evening					Saturday late evening																
46 Kipling Stn-Steeles	31.38	LF	4	20'00"	75	5	25.1	LF	5	15'00"	75	0	25.1	LF	5	15'00"	75	0	25.1	LF	4	20'00"	74	6	25.4	LF	3	30'00"	74	16	25.4	513a	555a	130a	1243a			
Sunday	01-Jan-06	Sunday early morning					Sunday morning					Sunday afternoon					Sunday early evening					Sunday late evening																
46 Kipling Stn-Steeles	31.38	LF	4	20'00"	75	5	25.1	LF	4	20'00"	75	5	25.1	LF	4	20'00"	75	5	25.1	LF	4	20'00"	75	5	25.1	LF	3	30'00"	75	15	25.1	840a	758a	130a	1243a			
16 McCOWAN & Bir																																						
Monday to Friday	21-Jun-10	Monday-Friday morning peak period					Monday-Friday midday					Monday-Friday afternoon peak period					Monday-Friday early evening					Monday-Friday late evening																
16 Warden Stn-Scarborough Centre Stn	18.33	LF	7	9'00"	62	1	17.7	LF	4	15'00"	59	1	18.6	LF	8	8'15"	65	1	16.9	LF	4	13'00"	52	0	21.2	LF	3	15'00"	45	0	24.4	517a	520a	124a	149a			
Saturday	15-May-10	Saturday early morning					Saturday morning					Saturday afternoon					Saturday early evening					Saturday late evening																
16 Warden Stn-Scarborough Centre Stn	18.33	LF	3	15'00"	45	0	24.4	LF	4	12'30"	50	0	22.0	LF	4	12'30"	50	0	22.0	LF	3	15'00"	45	0	24.4	LF	2	24'00"	45	3	24.4	523a	545a	132a	200a			
Sunday	09-May-10	Sunday early morning					Sunday morning					Sunday afternoon					Sunday early evening					Sunday late evening																
16 Warden Stn-Scarborough Centre Stn	18.33	LF	3	17'00"	50	1	22.0	LF	3	17'00"	50	1	22.0	LF	4	12'30"	50	0	22.0	LF	2	24'00"	44	4	25.0	LF	2	24'00"	45	3	24.4	732a	758a	132a	200a			
Overnight service on McCowan Road provided by 302 DANFORTH RD-McCOWAN																																						



SERVICE SUMMARY

June 20 to July 31, 2010

TORONTO TRANSIT COMMISSION

Route	RT dist (km) and date of last change	No. of					Run time					Term time					Avg spd					First dep NB or WB	First dep SB or EB	Last dep NB or WB	Last dep SB or EB										
		Veh type	Veh	Service interval	(min)	(min)	(km/h)	Veh type	Veh	Service interval	(min)	(min)	(km/h)	Veh type	Veh	Service interval	(min)	(min)	(km/h)	Veh type	Veh					Service interval	(min)	(min)	(km/h)						
129 McCOWAN NORTH &																																			
Mal Service outside Toronto north of Steeles Avenue is provided under contract to York Region																																			
Monday to Friday 21-Jun-10																																			
Monday-Friday morning peak period																																			
129 Scarborough Centre Stn-Steeles	14.41	LF	11	4 ' 30 "	49	0	17.5	LF	8	5 ' 15 "	42	0	20.8	LF	10	5 ' 00 "	50	0	17.3	LF	8	5 ' 00 "	40	0	21.6	LF	1	40 ' 00 "	40	0	21.6	548a	524a	153a	150a
129A Scarborough Centre Stn-Major Mackenzie	34.29	LF	4	13 ' 30 "	95	9	21.7	LF	2	26 ' 15 "	87	8	23.6	LF	3	15 ' 00 "	92	3	22.4	LF	2	25 ' 00 "	88	2	23.4	LF	2	40 ' 00 "	80	0	25.7	552a	535a	1050p	1130p
Combined/Average																																			
15 4 ' 30 " Every 3rd 129 operates as a 129A																																			
10 5 ' 15 " Every 5th 129 operates as a 129A																																			
13 5 ' 00 " Every 3rd 129 operates as a 129A																																			
10 5 ' 00 " Every 5th 129 operates as a 129A																																			
3 20 ' 00 "																																			
Saturday 08-Aug-09																																			
Saturday early morning																																			
129 Scarborough Centre Stn-Steeles	14.41	LF	6	7 ' 00 "	42	0	20.6	LF	6	7 ' 00 "	42	0	20.6	LF	8	5 ' 45 "	45	1	19.2	LF	1	40 ' 00 "	36	4	24.0	LF	2	20 ' 00 "	40	0	21.6	550a	530a	200a	145a
129A Scarborough Centre Stn-Major Mackenzie	34.29	LF	2	28 ' 00 "	88	10	23.4	LF	2	28 ' 00 "	88	10	23.4	LF	2	23 ' 00 "	90	2	22.9	LF	2	40 ' 00 "	80	0	25.7										
Combined/Average																																			
8 7 ' 00 " Every 4th 129 operates as a 129A																																			
8 7 ' 00 " Every 4th 129 operates as a 129A																																			
10 5 ' 45 " Every 4th 129 operates as a 129A																																			
3 20 ' 00 " Every 4th 129 operates as a 129A																																			
2 20 ' 00 " Every 4th 129 operates as a 129A																																			
Sunday 02-Aug-09																																			
Sunday early morning																																			
129 Scarborough Centre Stn-Steeles	14.41	LF	4	10 ' 00 "	40	0	21.6	LF	4	10 ' 00 "	40	0	21.6	LF	5	8 ' 00 "	40	0	21.6	LF	3	15 ' 00 "	40	5	21.6	LF	2	20 ' 00 "	40	0	21.6	800a	815a	200a	145a
129A Scarborough Centre Stn-Major Mackenzie	34.29							LF	1	40 ' 00 "	80	0	25.7	LF	1	40 ' 00 "	80	0	25.7	LF	1	45 ' 00 "	80	10	25.7										
Combined/Average																																			
4 10 ' 00 " Every 4th 129 operates as a 129A																																			
5 10 ' 00 " Every 5th 129 operates as a 129A																																			
6 8 ' 00 " Every 3rd 129 operates as a 129A																																			
2 20 ' 00 " Every 3rd 129 operates as a 129A																																			
Overnight service provided by 302 DANFORTH RD-McCOWAN																																			
130 MIDDLEFIELD &																																			
Mal																																			
Monday to Friday 05-Jan-09																																			
Monday-Friday morning peak period																																			
130 Scarborough Centre Stn-Steeles	15.96							Lift	1.5	30 ' 00 "	40	5	23.9							Lift	2	22 ' 00 "	44	0	21.8	Lift	1.5	30 ' 00 "	40	4	23.9	915a	540a 702p	240p	240p 1240a
130 Scarborough Centre Stn-Steeles/130B Scarborough Centre Stn-Steeles via Maybrook	16.56	Lift	3	15 ' 00 "	45	0	22.1						Lift	3	15 ' 00 "	45	0	22.1																	
130 operates SB; 130B operates NB																																			
Alternates trips with 132 MILNER																																			
130 operates NB; 130B operates SB																																			
Alternates trips with 132 MILNER																																			
Saturday 10-Jan-09																																			
Saturday early morning																																			
130 Scarborough Centre Stn-Steeles	15.96	Lift	1.5	30 ' 00 "	44	1	21.8	Lift	1.5	30 ' 00 "	44	1	21.8	Lift	1.5	30 ' 00 "	44	1	21.8	Lift	1.5	30 ' 00 "	40	4	23.9	Lift	1.5	30 ' 00 "	40	4	23.9	545a	608a	115a	1240a
Alternates trips with 132 MILNER																																			
Alternates trips with 132 MILNER																																			
Alternates trips with 132 MILNER																																			
Alternates trips with 132 MILNER																																			
Alternates trips with 132 MILNER																																			
Sunday 04-Jan-09																																			
Sunday early morning																																			
130 Scarborough Centre Stn-Steeles	15.96	Lift	1.5	30 ' 00 "	44	1	21.8	Lift	1.5	30 ' 00 "	44	1	21.8	Lift	1.5	30 ' 00 "	44	1	21.8	Lift	1.5	30 ' 00 "	40	4	23.9	Lift	1.5	30 ' 00 "	40	4	23.9	815a	838a	115a	1240a
Alternates trips with 132 MILNER																																			
Alternates trips with 132 MILNER																																			
Alternates trips with 132 MILNER																																			
Alternates trips with 132 MILNER																																			
Alternates trips with 132 MILNER																																			
57 MIDLAND &																																			
Bir																																			
Monday to Friday 21-Jun-10																																			
Monday-Friday morning peak period																																			
57 Kennedy Stn-Steeles	23.43	LF	10	7 ' 00 "	70	0	20.1	LF	6	11 ' 00 "	66	0	21.3	LF	8	8 ' 30 "	68	0	20.7	LF	5	12 ' 00 "	60	0	23.4	LF	2	30 ' 00 "	52	8	27.0	450a	450a	115a	110a
Saturday 09-Jan-10																																			
Saturday early morning																																			
57 Kennedy Stn-Steeles	23.43	LF	3	20 ' 00 "	60	0	23.4	LF	4	15 ' 00 "	60	0	23.4	LF	4	15 ' 00 "	60	0	23.4	LF	2	30 ' 00 "	52	8	27.0	LF	2	30 ' 00 "	52	8	27.0	515a	545a	1245a	110a
Sunday 03-Jan-10																																			
Sunday early morning																																			
57 Kennedy Stn-Steeles	23.43	LF	3	20 ' 00 "	60	0	23.4	LF	2	30 ' 00 "	60	0	23.4	LF	3	20 ' 00 "	60	0	23.4	LF	2	30 ' 00 "	52	8	27.0	LF	2	30 ' 00 "	52	8	27.0	745a	815a	1245a	110a

**SERVICE SUMMARY**

June 20 to July 31, 2010

TORONTO TRANSIT COMMISSION

Route	RT dist (km) and date of last change	No. of					Run time					Term time					Avg spd					First dep NB or WB	First dep SB or EB	Last dep NB or WB	Last dep SB or EB																								
		Veh type	Veh	Service interval	(min)	(min)	(km/h)	Veh type	Veh	Service interval	(min)	(min)	(km/h)	Veh type	Veh	Service interval	(min)	(min)	(km/h)	Veh type	Veh					Service interval	(min)	(min)	(km/h)																				
132 MILNER &	Mal																																																
Monday to Friday	21-Jun-10	Monday-Friday morning peak period					Monday-Friday midday					Monday-Friday afternoon peak period					Monday-Friday early evening					Monday-Friday late evening																											
132 Scarborough Centre Stn-McLevin and Hupfield	19.81	LF	3	16 ' 00 "	48	0	24.8	LF	1.5	30 ' 00 "	45	0	26.4	LF	3	16 ' 00 "	48	0	24.8	LF	2	23 ' 00 "	46	0	25.8	LF	1.5	30 ' 00 "	42	4	28.6	604a	556a	100a	1254a														
		Alternates trips with 130 MIDDLEFIELD										Alternates trips with 130 MIDDLEFIELD																																					
Saturday	09-Jan-10	Saturday early morning					Saturday morning					Saturday afternoon					Saturday early evening					Saturday late evening																											
132 Scarborough Centre Stn-McLevin and Hupfield	19.81	LF	1.5	30 ' 00 "	45	0	26.4	LF	1.5	30 ' 00 "	45	0	26.4	LF	1.5	30 ' 00 "	45	0	26.4	LF	1.5	30 ' 00 "	42	4	28.6	LF	1.5	30 ' 00 "	42	4	28.6	600a	552a	100a	1254a														
		Alternates trips with 130 MIDDLEFIELD										Alternates trips with 130 MIDDLEFIELD										Alternates trips with 130 MIDDLEFIELD																											
Sunday	03-Jan-10	Sunday morning					Sunday afternoon					Sunday early evening					Sunday late evening																																
132 Scarborough Centre Stn-McLevin and Hupfield	19.81	LF	1.5	30 ' 00 "	45	0	26.4	LF	1.5	30 ' 00 "	45	0	26.4	LF	1.5	30 ' 00 "	42	4	28.6	LF	1.5	30 ' 00 "	42	4	28.6	LF	1.5	30 ' 00 "	42	4	28.6	900a	852a	100a	1254a														
		Alternates trips with 130 MIDDLEFIELD										Alternates trips with 130 MIDDLEFIELD										Alternates trips with 130 MIDDLEFIELD																											
116 MORNINGSIDE &	Egl																																																
Monday to Friday	21-Jun-10	Monday-Friday morning peak period					Monday-Friday midday					Monday-Friday afternoon peak period					Monday-Friday early evening					Monday-Friday late evening																											
116 Kennedy Stn-Finch	35.76	LF	15	6 ' 30 "	96	2	22.4	LF	10	9 ' 00 "	90	0	23.8	LF	18	5 ' 30 "	94	5	22.8	LF	11	7 ' 30 "	80	3	26.9	LF	6	14 ' 00 "	75	9	28.6	508a	500a	225a	257a														
116A Kennedy Stn-Conlins Rd via Ellesmere/116E Kennedy Stn-Scarborough College and Conlins Rd Express	29.30	LF	3	24 ' 00 "	72	0	24.4	LF	3	22 ' 00 "	66	0	26.6	LF	3	24 ' 00 "	72	0	24.4	LF	3	22 ' 00 "	66	0	26.6	LF	2	30 ' 00 "	60	0	29.3	617a	600a	108a	1240a														
Combined/Average		18 5 ' 07 "					13 6 ' 23 "					21 4 ' 28 "					14 5 ' 36 "					8 9 ' 33 "																											
Saturday	20-Feb-10	Saturday early morning					Saturday morning					Saturday afternoon					Saturday early evening					Saturday late evening																											
116 Kennedy Stn-Finch	35.76	LF	4	18 ' 00 "	72	0	29.8	LF	13	6 ' 30 "	85	0	25.4	LF	13	6 ' 30 "	85	0	25.4	LF	8	10 ' 00 "	77	3	27.9	LF	5	15 ' 00 "	75	0	28.6	540a	523a	225a	302a														
116A Kennedy Stn-Conlins Rd via Ellesmere/116E Kennedy Stn-Scarborough College and Conlins Rd Express	29.30	LF	2	30 ' 00 "	53	7	33.2	LF	2	30 ' 00 "	59	1	29.8	LF	2	30 ' 00 "	59	1	29.8	LF	2	30 ' 00 "	53	7	33.2	LF	2	30 ' 00 "	53	7	33.2	628a	631a	1240a	114a														
Combined/Average		6 11 ' 15 "					15 5 ' 21 "					15 5 ' 21 "					10 7 ' 30 "					7 10 ' 00 "																											
Sunday	14-Feb-10	Sunday early morning					Sunday morning					Sunday afternoon					Sunday early evening					Sunday late evening																											
116 Kennedy Stn-Finch	35.76	LF	5	14 ' 00 "	70	0	30.7	LF	9	9 ' 00 "	81	0	26.5	LF	9	9 ' 00 "	81	0	26.5	LF	7	11 ' 00 "	76	1	28.2	LF	3	24 ' 00 "	71	1	30.2	741a	818a	225a	300a														
116A Kennedy Stn-Conlins Rd via Ellesmere/116E Kennedy Stn-Scarborough College and Conlins Rd Express	29.30	LF	2	30 ' 00 "	51	9	34.5	LF	2	30 ' 00 "	52	8	33.8	LF	2	30 ' 00 "	52	8	33.8	LF	2	30 ' 00 "	52	8	33.8	LF	2	30 ' 00 "	48	12	36.6	755a	816a	1255a	126a														
Combined/Average		7 9 ' 33 "					11 6 ' 55 "					11 6 ' 55 "					9 8 ' 03 "					5 13 ' 20 "																											
																						Before Noon 116A operates WB and 116E operates EB. After Noon 116A operates EB and 116E operates WB																											
62 MORTIMER &	Bir																																																
Monday to Friday	17-Feb-09	Monday-Friday morning peak period					Monday-Friday midday					Monday-Friday afternoon peak period					Monday-Friday early evening					Monday-Friday late evening																											
62 Broadview Stn-Main Street Stn	12.09	LF	3	15 ' 00 "	44	1	16.5	LF	2	22 ' 00 "	42	2	17.3	LF	3	15 ' 00 "	44	1	16.5	LF	2	20 ' 00 "	40	0	18.1	LF	1.5	30 ' 00 "	40	1	18.1	540a	553a	1255a	115a														
		Alternates trips with 20 CLIFFSIDE										Alternates trips with 20 CLIFFSIDE																																					
Saturday	29-Nov-08	Saturday early morning					Saturday morning					Saturday afternoon					Saturday early evening					Saturday late evening																											
62 Broadview Stn-Main Street Stn	12.09	LF	2	20 ' 00 "	40	0	18.1	LF	2	22 ' 00 "	44	0	16.5	LF	2	22 ' 00 "	44	0	16.5	LF	2	20 ' 00 "	40	0	18.1	LF	1.5	30 ' 00 "	40	1	18.1	612a	552a	1255a	115a														
		Alternates trips with 20 CLIFFSIDE										Alternates trips with 20 CLIFFSIDE																																					
Sunday	23-Nov-08	Sunday early morning					Sunday morning					Sunday afternoon					Sunday early evening					Sunday late evening																											
62 Broadview Stn-Main Street Stn	12.09	LF	2	20 ' 00 "	40	0	18.1	LF	2	20 ' 00 "	40	0	18.1	LF	3	15 ' 00 "	40	5	18.1	LF	1.5	30 ' 00 "	40	1	18.1	LF	1.5	30 ' 00 "	40	1	18.1	815a	835a	1255a	115a														
		Alternates trips with 20 CLIFFSIDE										Alternates trips with 20 CLIFFSIDE																																					



SERVICE SUMMARY

June 20 to July 31, 2010

TORONTO TRANSIT COMMISSION

Route	RT dist (km) and date of last change	No. of Veh	Service interval	Run time (min)	Term time (min)	Avg spd (km/h)	No. of Veh	Service interval	Run time (min)	Term time (min)	Avg spd (km/h)	No. of Veh	Service interval	Run time (min)	Term time (min)	Avg spd (km/h)	No. of Veh	Service interval	Run time (min)	Term time (min)	Avg spd (km/h)	No. of Veh	Service interval	Run time (min)	Term time (min)	Avg spd (km/h)	First dep NB or WB	First dep SB or EB	Last dep NB or WB	Last dep SB or EB						
171 MT DENNIS	MtD																																			
Monday to Friday	17-Feb-09	Monday-Friday early morning			Monday-Friday midday			Monday-Friday afternoon peak period			Monday-Friday early evening			Monday-Friday late evening																						
171 Mt Dennis-Jane & Weston	6.82	HF	1	20 ' 00 "	18	2	22.7	HF	1	20 ' 00 "	18	2	22.7	HF	1	20 ' 00 "	18	2	22.7	HF	1	20 ' 00 "	18	2	22.7	HF	1	20 ' 00 "	18	2	22.7	400a	409a	1120p	1134p	
Saturday	26-Jun-10	Saturday early morning			Saturday midday			Saturday afternoon peak period			Saturday early evening			Saturday late evening																						
171 Mt Dennis-Jane & Weston	6.82	LF	1	20 ' 00 "	18	2	22.7	LF	1	20 ' 00 "	18	2	22.7	LF	1	20 ' 00 "	18	2	22.7	LF	1	20 ' 00 "	18	2	22.7	LF	1	20 ' 00 "	18	2	22.7	400a	409a	1100p	1109p	
Sunday	20-Jun-10	Sunday early morning			Sunday midday			Sunday afternoon peak period			Sunday early evening			Sunday late evening																						
171 Mt Dennis-Jane & Weston	6.82	LF	1	20 ' 00 "	18	2	22.7	LF	1	20 ' 00 "	18	2	22.7	LF	1	20 ' 00 "	18	2	22.7	LF	1	20 ' 00 "	18	2	22.7	LF	1	20 ' 00 "	18	2	22.7	400a	409a	1120p	1134p	
74 MT PLEASANT &	Wil																																			
Monday to Friday	24-Nov-08	Monday-Friday morning peak period			Monday-Friday midday			Monday-Friday afternoon peak period			Monday-Friday early evening			Monday-Friday late evening																						
74 St Clair Stn-Eglinton	6.15	LF	2	15 ' 00 "	30	0	12.3	LF	1	30 ' 00 "	30	0	12.3	LF	2	18 ' 00 "	36	0	10.3	LF	1	30 ' 00 "	30	0	12.3	LF	1	30 ' 00 "	30	0	12.3	615a	604a	115a	100a	
Saturday	29-Nov-08	Saturday early morning			Saturday morning			Saturday afternoon			Saturday early evening			Saturday late evening																						
74 St Clair Stn-Eglinton	6.15	LF	1	30 ' 00 "	30	0	12.3	LF	1	30 ' 00 "	30	0	12.3	LF	1	30 ' 00 "	30	0	12.3	LF	1	30 ' 00 "	30	0	12.3	LF	1	30 ' 00 "	30	0	12.3	715a	700a	115a	100a	
Sunday	23-Nov-08	Sunday morning			Sunday afternoon			Sunday early evening			Sunday late evening																									
74 St Clair Stn-Eglinton	6.15		LF	1	30 ' 00 "	30	0	12.3	LF	1	30 ' 00 "	30	0	12.3	LF	1	30 ' 00 "	30	0	12.3	LF	1	30 ' 00 "	30	0	12.3	LF	1	30 ' 00 "	30	0	12.3	900a	915a	115a	100a
103 MT PLEASANT NORTH &	Wil																																			
Monday to Friday	24-Nov-08	Monday-Friday morning peak period			Monday-Friday midday			Monday-Friday afternoon peak period			Monday-Friday early evening			Monday-Friday late evening																						
103 Eglinton Stn-Doncliffe	7.92	LF	2	15 ' 00 "	30	0	15.8	LF	2	15 ' 00 "	30	0	15.8	LF	2	15 ' 00 "	30	0	15.8	LF	2	15 ' 00 "	30	0	15.8	LF	1	30 ' 00 "	30	0	15.8	600a	615a	100a	115a	
Saturday	29-Nov-08	Saturday early morning			Saturday morning			Saturday afternoon			Saturday early evening			Saturday late evening																						
103 Eglinton Stn-Doncliffe	7.92	LF	1	30 ' 00 "	30	0	15.8	LF	2	15 ' 00 "	30	0	15.8	LF	2	15 ' 00 "	30	0	15.8	LF	1	30 ' 00 "	30	0	15.8	LF	1	30 ' 00 "	30	0	15.8	545a	600a	100a	115a	
Sunday	23-Nov-08	Sunday early morning			Sunday morning			Sunday afternoon			Sunday early evening			Sunday late evening																						
103 Eglinton Stn-Doncliffe	7.92	LF	1	30 ' 00 "	30	0	15.8	LF	1	30 ' 00 "	30	0	15.8	LF	1	30 ' 00 "	30	0	15.8	LF	1	30 ' 00 "	30	0	15.8	LF	1	30 ' 00 "	30	0	15.8	830a	815a	100a	115a	
133 NEILSON &	Mal																																			
Monday to Friday	21-Jun-10	Monday-Friday morning peak period			Monday-Friday midday			Monday-Friday afternoon peak period			Monday-Friday early evening			Monday-Friday late evening																						
133 Scarborough Centre Stn-Morningside Heights	25.22	LF	8	9 ' 00 "	70	2	21.6	LF	7	10 ' 00 "	70	0	21.6	LF	11	7 ' 00 "	74	3	20.4	LF	8	9 ' 00 "	70	2	21.6	LF	3.5	20 ' 00 "	65	5	23.3	532a	459a	140a	123a	
		Alternates trips with 38 HIGHLAND CREEK																																		
Saturday	03-Apr-10	Saturday early morning			Saturday morning			Saturday afternoon			Saturday early evening			Saturday late evening																						
133 Scarborough Centre Stn-Morningside Heights	25.22	LF	6	12 ' 00 "	70	2	21.6	LF	6	12 ' 00 "	70	2	21.6	LF	8	9 ' 00 "	70	2	21.6	LF	6	12 ' 00 "	70	2	21.6	LF	3.5	20 ' 00 "	70	0	21.6	540a	520a	100a	100a	
		Alternates trips with 38 HIGHLAND CREEK																																		
Sunday	28-Mar-10	Sunday early morning			Sunday morning			Sunday afternoon			Sunday early evening			Sunday late evening																						
133 Scarborough Centre Stn-Morningside Heights	25.22	LF	5	12 ' 00 "	60	0	25.2	LF	5	12 ' 00 "	60	0	25.2	LF	7	10 ' 00 "	70	0	21.6	LF	5	13 ' 00 "	60	5	25.2	LF	4	15 ' 00 "	60	0	25.2	900a	825a	100a	105a	

All buses serve Centenary Hospital in both directions except where noted.
Overnight service provided by 321 YORK MILLS



SERVICE SUMMARY

June 20 to July 31, 2010

TORONTO TRANSIT COMMISSION

Route	RT dist (km) and date of last change	No. of					Run time					Term time					Avg spd					First dep NB or WB	First dep SB or EB	Last dep NB or WB	Last dep SB or EB															
		Veh type	Veh	Service interval	(min)	(min)	(km/h)	Veh type	Veh	Service interval	(min)	(min)	(km/h)	Veh type	Veh	Service interval	(min)	(min)	(km/h)	Veh type	Veh					Service interval	(min)	(min)	(km/h)											
63 OSSINGTON & MtD																																								
Monday to Friday		Monday-Friday morning peak period					Monday-Friday midday					Monday-Friday afternoon peak period					Monday-Friday early evening					Monday-Friday late evening																		
63 Eglinton West Stn-East Liberty	17.57	LF	2	16' 30"	77	11	13.7	LF	11	7' 15"	77	3	13.7	LF	6	14' 00"	78	6	13.5	LF	9	8' 30"	72	5	14.6	LF	6	11' 00"	64	2	16.5	517a	521a	147a	136a					
63A St Clair-East Liberty	13.35	LF	10	5' 30"	53	2	15.1						LF	4	14' 00"	54	2	14.8															639a	707a	902a	933a				
Combined/Average			12	5' 30"					11	7' 15"					10	7' 00"					9	8' 30"					6	11' 00"					301p	330p	603p	618p				
Every 3rd 63A operates as a 63																																								
Saturday																																								
63 Eglinton West Stn-East Liberty		Saturday early morning					Saturday morning					Saturday afternoon					Saturday early evening					Saturday late evening																		
63 Eglinton West Stn-East Liberty	17.57	LF	8	10' 00"	74	6	14.2	LF	11	7' 30"	78	5	13.5	LF	13	6' 30"	82	3	12.9	LF	7	10' 00"	70	0	15.1	LF	5	13' 00"	64	1	16.5	520a	523a	142a	136a					
Sunday																																								
63 Eglinton West Stn-East Liberty		Sunday early morning					Sunday morning					Sunday afternoon					Sunday early evening					Sunday late evening																		
63 Eglinton West Stn-East Liberty	17.57	LF	6	12' 00"	72	0	14.6	LF	7	11' 00"	73	4	14.4	LF	9	8' 30"	75	2	14.1	LF	7	10' 00"	70	0	15.1	LF	6	11' 00"	64	2	16.5	520a	520a	147a	136a					
316 OSSINGTON & Wil/MtD																																								
Overnight, 7 days a week		Monday-Friday overnight					Saturday overnight					Sunday overnight																												
316 Eglinton West Stn-Exhibition	20.28	LF	1.6	30' 00"	49	0	24.8	LF	1.6	30' 00"	49	0	24.8	LF	1.6	30' 00"	49	0	24.8																					
Alternates trips with 329 DUFFERIN																																								
72 PAPE & Bir																																								
Temporary diversion to Donlands Station during construction at Pape Station. Temporary diversion until summer of 2013, westbound via Scott and Wellington, due to closure of The Esplanade between Scott and Yonge.																																								
Monday to Friday		Monday-Friday morning peak period					Monday-Friday midday					Monday-Friday afternoon peak period					Monday-Friday early evening					Monday-Friday late evening																		
72 Donlands Stn-Eastern	5.67	LF	2	16' 00"	31	1	11.0	LF	4	8' 00"	30	2	11.3	LF	2.5	13' 30"	32	2	10.6	LF	4	8' 00"	30	2	11.3	LF	1.5	26' 00"	30	9	11.3	533a	541a	123a	101a					
72A Donlands Stn-Union Stn via Commissioners	16.25	LF	5	16' 00"	72	8	13.5																												524a	441a	702p	639p		
72B Donlands Stn-Union Stn via Commissioners and Cherry Beach	18.92							LF	2	24' 00"	72	8	15.8	LF	5.5	13' 30"	74	0	15.3	LF	2	24' 00"	72	8	15.8	LF	2.5	26' 00"	63	2	18.0	954a	904a	120a	114a					
Combined/Average			7	8' 00"					6	8' 00"					8	6' 45"					6	8' 00"					4	13' 00"												
Every 3rd 72 operates as a 72A																																								
Saturday																																								
72 Pape Stn-Eastern		Saturday early morning					Saturday morning					Saturday afternoon					Saturday early evening					Saturday late evening																		
72 Pape Stn-Eastern	5.67	LF	1.5	24' 00"	30	6	11.3	LF	5	7' 30"	36	2	9.5	LF	5	7' 30"	36	2	9.5	LF	1.5	24' 00"	30	6	11.3										523a	508a	955p	938p		
72A Donlands Stn-Union Stn via Commissioners	16.25	LF	2.5	24' 00"	54	6	18.1																													547a	520a	923a	832a	
72B Donlands Stn-Union Stn via Commissioners and Cherry Beach	18.92							LF	2	22' 30"	77	6	14.7	LF	2	22' 30"	77	6	14.7	LF	3.5	24' 00"	70	14	16.2	LF	5	13' 00"	63	2	18.0	939a	856a	123a	117a					
Combined/Average			4	12' 00"					7	7' 30"					7	7' 30"					5	12' 00"					5	13' 00"												
Every 3rd 72 operates as a 72B																																								
Sunday																																								
72 Pape Stn-Eastern		Sunday early morning					Sunday morning					Sunday afternoon					Sunday early evening					Sunday late evening																		
72 Pape Stn-Eastern	5.67	LF	1.5	24' 00"	30	6	11.3	LF	4	10' 00"	36	4	9.5	LF	4	10' 00"	36	4	9.5	LF	1.5	20' 00"	30	0	11.3												745a	730a	955p	940p
72A Donlands Stn-Union Stn via Commissioners	16.25	LF	2.5	24' 00"	54	6	18.1																														815a	748a	903a	900a
72B Donlands Stn-Union Stn via Commissioners and Cherry Beach	18.92							LF	1	30' 00"	66	4	17.2	LF	1	30' 00"	66	4	17.2	LF	3.5	20' 00"	63	7	18.0	LF	5	12' 00"	57	3	19.9	933a	930a	117a	119a					
Combined/Average			4	12' 00"					5	10' 00"					5	10' 00"					5	10' 00"					5	12' 00"												
Every 3rd 72 operates as a 72B																																								



SERVICE SUMMARY

June 20 to July 31, 2010

TORONTO TRANSIT COMMISSION

Route	RT dist (km) and date of last change	No. of Veh	Service interval	Run time (min)	Term time (min)	Avg spd (km/h)	No. of Veh	Service interval	Run time (min)	Term time (min)	Avg spd (km/h)	No. of Veh	Service interval	Run time (min)	Term time (min)	Avg spd (km/h)	No. of Veh	Service interval	Run time (min)	Term time (min)	Avg spd (km/h)	No. of Veh	Service interval	Run time (min)	Term time (min)	Avg spd (km/h)	First dep NB or WB	First dep SB or EB	Last dep NB or WB	Last dep SB or EB						
101 PARC DOWNSVIEW PARK &	Arw																																			
Monday to Friday	12-May-08	Monday-Friday morning peak period			Monday-Friday midday			Monday-Friday afternoon peak period			Monday-Friday early evening																									
101 Downsview Stn-Parc Downsview Park	5.64	LF	1	20 ' 00 "	20	0	16.9	LF	1	20 ' 00 "	20	0	16.9	LF	1	20 ' 00 "	20	0	16.9	LF	1	20 ' 00 "	20	0	16.9			600a	610a	1000p	1010p					
Saturday	17-May-08	Saturday early morning			Saturday morning			Saturday afternoon			Saturday early evening																									
101 Downsview Stn-Parc Downsview Park	5.64	LF	1	20 ' 00 "	20	0	16.9	LF	1	20 ' 00 "	20	0	16.9	LF	1	20 ' 00 "	20	0	16.9	LF	1	20 ' 00 "	20	0	16.9			900a	910a	1000p	1010p					
Sunday	11-May-08	Sunday morning			Sunday afternoon			Sunday early evening																												
101 Downsview Stn-Parc Downsview Park	5.64		LF	1	20 ' 00 "	20	0	16.9	LF	1	20 ' 00 "	20	0	16.9	LF	1	20 ' 00 "	20	0	16.9								940a	950a	1000p	1010p					
402 PARKDALE COMMUNITY BUS &	W-T																																			
Monday to Friday	2-Sep-97	Monday-Friday midday			Monday-Friday afternoon peak period																															
402 Queen Elizabeth Hospital-Dufferin Mall via Dufferin Stn			CB	1	75 ' 00 "	75	0		CB	1	75 ' 00 "	75	0															936a	1000a	436a	500p					
65 PARLIAMENT &	Bir																																			
Monday to Friday	24-Nov-08	Monday-Friday morning peak period			Monday-Friday midday			Monday-Friday afternoon peak period			Monday-Friday early evening			Monday-Friday late evening																						
65 Castle Frank Stn-Esplanade	6.21	LF	2	16 ' 00 "	32	0	11.6	LF	2	16 ' 00 "	32	0	11.6	LF	3	12 ' 00 "	36	0	10.4	LF	2	16 ' 00 "	32	0	11.6	LF	1	30 ' 00 "	30	0	12.4	530a	515a	115a	100a	
Saturday	04-Apr-09	Saturday early morning			Saturday morning			Saturday afternoon			Saturday early evening			Saturday late evening																						
65 Castle Frank Stn-Esplanade	6.21	LF	2	15 ' 00 "	30	0	12.4	LF	2	16 ' 00 "	32	0	11.6	LF	2	16 ' 00 "	32	0	11.6	LF	1	30 ' 00 "	30	0	12.4	LF	1	30 ' 00 "	30	0	12.4	545a	530a	115a	100a	
Sunday	28-Mar-10	Sunday morning			Sunday afternoon			Sunday early evening			Sunday late evening																									
65 Castle Frank Stn-Esplanade	6.21		LF	1	30 ' 00 "	30	0	12.4	LF	2	15 ' 00 "	30	0	12.4	LF	1	30 ' 00 "	30	0	12.4	LF	1	30 ' 00 "	30	0	12.4	LF	1	30 ' 00 "	30	0	12.4	915a	900a	115a	100a
67 PHARMACY &	Egl																																			
Monday to Friday	21-Jun-10	Monday-Friday morning peak period			Monday-Friday midday			Monday-Friday afternoon peak period			Monday-Friday early evening			Monday-Friday late evening																						
67 Victoria Park Stn-Ellesmere	17.93	LF	5	12 ' 00 "	60	0	17.9	LF	3	17 ' 00 "	51	0	21.1	LF	6	10 ' 00 "	60	0	17.9	LF	3	17 ' 00 "	51	0	21.1	LF	2	20 ' 00 "	40	0	26.9	516a	542a	110a	1250a	
67 Victoria Park Stn-Eglinton	9.32	No Summer Service																																		
Saturday	04-Apr-09	Saturday early morning			Saturday morning			Saturday afternoon			Saturday early evening			Saturday late evening																						
67 Victoria Park Stn-Ellesmere	17.93	LF	2	20 ' 00 "	40	0	26.9	LF	2	22 ' 30 "	45	0	23.9	LF	2	30 ' 00 "	55	5	19.6	LF	2	20 ' 00 "	40	0	26.9	LF	2	20 ' 00 "	40	0	26.9	516a	540a	100a	1240a	
Sunday	29-Mar-09	Sunday morning			Sunday afternoon			Sunday early evening			Sunday late evening																									
67 Victoria Park Stn-Ellesmere	17.93		LF	2	20 ' 00 "	40	0	26.9	LF	2	25 ' 00 "	50	0	21.5	LF	2	20 ' 00 "	40	0	26.9	LF	2	20 ' 00 "	40	0	26.9	LF	2	20 ' 00 "	40	0	26.9	920a	940a	100a	1240a
167 PHARMACY NORTH &	Bir																																			
Monday to Friday	04-Jan-10	Monday-Friday morning peak period			Monday-Friday midday			Monday-Friday afternoon peak period			Monday-Friday early evening			Monday-Friday late evening																						
167 Don Mills Stn-Steeles	21.24	LF	2	24 ' 00 "	45	3	28.3	LF	1.5	30 ' 00 "	45	0	28.3	LF	2	24 ' 00 "	48	0	26.6																	
167A Don Mills Stn-Steeles via Consumers	20.14													LF	2	30 ' 00 "	51	9	23.7	LF	2	30 ' 00 "	51	9	23.7			715p	712p	115a	1240a					
Alternates trips with 24A VICTORIA PARK																																				
Saturday	09-Jan-10	Saturday early morning			Saturday morning			Saturday afternoon			Saturday early evening			Saturday late evening																						
167A Don Mills Stn-Steeles via Consumers	20.14	LF	2	30 ' 00 "	51	9	23.7	LF	2	30 ' 00 "	51	9	23.7	LF	2	30 ' 00 "	51	9	23.7	LF	2	30 ' 00 "	51	9	23.7	LF	2	30 ' 00 "	51	9	23.7	540a	540a	110a	1235a	
Sunday	03-Jan-10	Sunday morning			Sunday afternoon			Sunday early evening			Sunday late evening																									
167A Don Mills Stn-Steeles via Consumers	20.14		LF	2	30 ' 00 "	51	9	23.7	LF	2	30 ' 00 "	51	9	23.7	LF	2	30 ' 00 "	51	9	23.7	LF	2	30 ' 00 "	51	9	23.7	LF	2	30 ' 00 "	51	9	23.7	900a	925a	100a	1255a



SERVICE SUMMARY

June 20 to July 31, 2010

TORONTO TRANSIT COMMISSION

Route	RT dist (km) and date of last change	No. of					Run time					Term time					Avg spd (km/h)					First dep NB or WB	First dep SB or EB	Last dep NB or WB	Last dep SB or EB										
		Veh type	Veh	Service interval	(min)	(min)	(km/h)	Veh type	Veh	Service interval	(min)	(min)	(km/h)	Veh type	Veh	Service interval	(min)	(min)	(km/h)	Veh type	Veh					Service interval	(min)	(min)	(km/h)						
66 PRINCE EDWARD & QSY	Monday to Friday 21-Jun-10	Monday-Friday morning peak period					Monday-Friday midday					Monday-Friday afternoon peak period					Monday-Friday early evening					Monday-Friday late evening													
66A Old Mill Stn-Humber	9.75	LF	2.5	14 ' 00 "	26	9	22.5	LF	2	15 ' 00 "	24	6	24.4	LF	2	20 ' 00 "	30	10	19.5	LF	2	15 ' 00 "	24	6	24.4	LF	1	30 ' 00 "	24	6	24.4	520a	603a	1248a	100a
66D Old Mill Stn-Lake Shore	10.19	LF	2.5	14 ' 00 "	34	1	18.0	LF	1	30 ' 00 "	30	0	20.4	LF	2	20 ' 00 "	38	2	16.1	LF	1	30 ' 00 "	30	0	20.4	LF	1	30 ' 00 "	30	0	20.4	550a	556a	100a	115a
Combined/Average			5	7 ' 00 "					3	10 ' 00 "					4	10 ' 00 "					3	10 ' 00 "					2	15 ' 00 "							
Saturday	24-Oct-09	Saturday early morning					Saturday morning					Saturday afternoon					Saturday early evening					Saturday late evening													
66A Old Mill Stn-Humber	9.75	LF	1	30 ' 00 "	22	8	26.6	LF	2	15 ' 00 "	24	6	24.4	LF	2	15 ' 00 "	24	6	24.4	LF	2	15 ' 00 "	24	6	24.4	LF	1	30 ' 00 "	22	8	26.6	600a	615a	1245a	100a
66D Old Mill Stn-Lake Shore	10.19	LF	1	30 ' 00 "	28	2	21.8	LF	1	30 ' 00 "	30	0	20.4	LF	1	30 ' 00 "	30	0	20.4	LF	1	30 ' 00 "	30	0	20.4	LF	1	30 ' 00 "	28	2	21.8	614a	630a	1259a	115a
Combined/Average			2	15 ' 00 "					3	10 ' 00 "					3	10 ' 00 "					3	10 ' 00 "					2	15 ' 00 "							
Sunday	18-Oct-09	Sunday morning					Sunday afternoon					Sunday early evening					Sunday late evening																		
66A Old Mill Stn-Humber	9.75	LF	1.5	20 ' 00 "	24	6	24.4	LF	1.5	20 ' 00 "	24	6	24.4	LF	1	30 ' 00 "	24	6	24.4	LF	1	30 ' 00 "	24	6	24.4	LF	1	30 ' 00 "	22	8	26.6	845a	900a	1245a	100a
66D Old Mill Stn-Lake Shore	10.19	LF	1.5	20 ' 00 "	30	0	20.4	LF	1.5	20 ' 00 "	30	0	20.4	LF	1	30 ' 00 "	28	2	21.8	LF	1	30 ' 00 "	28	2	21.8	LF	1	30 ' 00 "	28	2	21.8	858a	910a	1259a	115a
Combined/Average									3	10 ' 00 "					2	15 ' 00 "					2	15 ' 00 "					2	15 ' 00 "							
134 PROGRESS & MAL/EGL	Monday to Friday 10-May-10	Monday-Friday morning peak period					Monday-Friday midday					Monday-Friday afternoon peak period					Monday-Friday early evening					Monday-Friday late evening													
134 Scarborough Centre Stn-Finch	18.05							LF	3	20 ' 00 "	51	9	21.2							LF	2	22 ' 00 "	44	0	24.6	LF	1.5	30 ' 00 "	44	1	24.6	940a	515a	123a	116a
134B Scarborough Centre Stn-McNicoll	21.26	LF	3	20 ' 00 "	60	0	21.3						LF	3	20 ' 00 "	60	0	21.3																	
134C Scarborough Centre Stn-Centennial College	7.91	LF	3	8 ' 00 "	24	0	19.8	LF	3	8 ' 00 "	24	0	19.8	LF	3	8 ' 00 "	24	0	19.8	LF	1	22 ' 00 "	20	2	23.7										
Combined/Average			6	5 ' 43 "					6	5 ' 43 "					6	5 ' 43 "					3	11 ' 00 "													
Saturday	10-Jan-09	Saturday early morning					Saturday morning					Saturday afternoon					Saturday early evening					Saturday late evening													
134 Scarborough Centre Stn-Finch	18.05	LF	2	22 ' 00 "	44	0	24.6	LF	3	15 ' 00 "	45	0	24.1	LF	3	15 ' 00 "	45	0	24.1	LF	2	22 ' 30 "	45	0	24.1	LF	1.5	30 ' 00 "	44	1	24.6	608a	534a	118a	111a
134C Scarborough Centre Stn-Centennial College	7.91	LF	1	22 ' 00 "	22	0	21.6	LF	1	30 ' 00 "	24	6	19.8	LF	1	30 ' 00 "	24	6	19.8	LF	1	30 ' 00 "	24	6	19.8										
Combined/Average			3	11 ' 00 "					4	10 ' 00 "					4	10 ' 00 "					2	22 ' 30 "													
Sunday	04-Jan-09	Sunday morning					Sunday afternoon					Sunday evening					Sunday late evening																		
134 Scarborough Centre Stn-Finch	18.05	LF	1.5	30 ' 00 "	44	1	24.6	LF	2	22 ' 30 "	45	0	24.1	LF	1.5	30 ' 00 "	44	1	24.6	LF	1.5	30 ' 00 "	44	1	24.6	LF	1.5	30 ' 00 "	44	1	24.6	855a	818a	1255a	1248a
Combined/Average																																			
501 QUEEN RON/RUS	Monday to Friday 21-Jun-10	Monday-Friday morning peak period					Monday-Friday midday					Monday-Friday afternoon peak period					Monday-Friday early evening					Monday-Friday late evening													
501 Long Branch - Neville Park	48.86	ALRV	16	11 ' 30 "	180	4	16.3	ALRV	17	11 ' 45 "	184	16	15.9	ALRV	17	12 ' 00 "	190	14	15.4	ALRV	14	13 ' 30 "	185	4	15.8	ALRV	8	20 ' 00 "	160	0	18.3	510a	523a	1245a	1245a
501 Humber - Neville Park	33.31	ALRV	12	11 ' 30 "	130	8	15.4	ALRV	12	11 ' 45 "	136	5	14.7	ALRV	12	12 ' 00 "	138	6	14.5	ALRV	11	13 ' 30 "	136	13	14.7	ALRV	6	20 ' 00 "	116	4	17.2	457a	500a	1255a	1257a
Combined/Average			28	5 ' 45 "					29	5 ' 53 "					29	6 ' 00 "					25	6 ' 45 "					14	10 ' 00 "							
Saturday	15-May-10	Saturday early morning					Saturday morning					Saturday afternoon					Saturday early evening					Saturday late evening													
501 Neville Park-Long Branch	48.86	ALRV	11	15 ' 00 "	155	10	18.9	ALRV	15	12 ' 30 "	176	12	16.7	ALRV	23	8 ' 40 "	188	12	15.6	ALRV	14	13 ' 00 "	170	12	17.2	ALRV	9.5	18 ' 00 "	160	11	18.3	457a	526a	1248a	1229a
501 Long Branch - Neville Park	33.31	ALRV	8	15 ' 00 "	110	10	18.2	ALRV	11	12 ' 30 "	126	11	15.8	ALRV	17	8 ' 40 "	136	12	14.7	ALRV	10	13 ' 00 "	122	8	16.4	ALRV	6.5	18 ' 00 "	115	2	17.4	521a	500a	1257a	100a
501 Humber - Neville Park			19	7 ' 30 "					26	6 ' 15 "					40	4 ' 20 "					24	6 ' 30 "					16	9 ' 00 "							
Sunday	09-May-10	Sunday early morning					Sunday morning					Sunday afternoon					Sunday early evening					Sunday late evening													
501 Long Branch - Neville Park	48.86	ALRV	8	20 ' 00 "	156	4	18.8	ALRV	11	16 ' 00 "	166	10	17.7	ALRV	17	11 ' 00 "	174	13	16.8	ALRV	10	18 ' 00 "	170	10	17.2	ALRV	9	19 ' 00 "	158	13	18.6	457a	526a	1242a	1239a
501 Humber - Neville Park	33.31	ALRV	6	20 ' 00 "	110	10	18.2	ALRV	8	16 ' 00 "	120	8	16.7	ALRV	12	11 ' 00 "	126	6	15.9	ALRV	7	18 ' 00 "	122	4	16.4	ALRV	6	19 ' 00 "	112	2	17.8	525a	505a	1251a	1252a
Combined/Average			14	10 ' 00 "					19	8 ' 00 "					29	5 ' 30 "					17	9 ' 00 "					15	9 ' 30 "							
301 QUEEN RON/RUS	Overnight, 7 days a week 22-Nov-09	Monday-Friday overnight					Saturday overnight					Sunday overnight																							
501 Long Branch - Neville Park	48.86	ALRV	5	30 ' 00 "	140	10	20.9	ALRV	5	30 ' 00 "	140	10	20.9	ALRV	5	30 ' 00 "	140	10	20.9																



SERVICE SUMMARY

June 20 to July 31, 2010

TORONTO TRANSIT COMMISSION

Route	RT dist (km) and date of last change	Monday-Friday morning peak period					Monday-Friday midday					Monday-Friday afternoon peak period					Monday-Friday early evening					Monday-Friday late evening													
		Veh type	No. of Veh	Service interval	Run time (min)	Term time (min)	Avg spd (km/h)	Veh type	No. of Veh	Service interval	Run time (min)	Term time (min)	Avg spd (km/h)	Veh type	No. of Veh	Service interval	Run time (min)	Term time (min)	Avg spd (km/h)	Veh type	No. of Veh	Service interval	Run time (min)	Term time (min)	Avg spd (km/h)	Veh type	No. of Veh	Service interval	Run time (min)	Term time (min)	Avg spd (km/h)	First dep NB or WB	First dep SB or EB	Last dep NB or WB	Last dep SB or EB
80 QUEENSWAY &	Qsy																																		
Monday to Friday	17-Feb-09	Monday-Friday morning peak period					Monday-Friday midday					Monday-Friday afternoon peak period					Monday-Friday early evening					Monday-Friday late evening													
80 Sherway-Keele Stn via Parkside Dr	26.25	LF	3	30'00"	75	15	21.0	LF	3	24'00"	69	3	22.8	LF	3	30'00"	78	12	20.2	LF	2	30'00"	56	4	28.1	LF	2	30'00"	54	6	29.2	548a	600a	100a	1229a
Saturday	21-Feb-09	Saturday early morning					Saturday morning					Saturday afternoon					Saturday early evening					Saturday late evening													
80 Sherway-Keele Stn via Parkside Dr	26.25	LF	2	30'00"	56	4	28.1	LF	3	24'00"	70	2	22.5	LF	3	24'00"	70	2	22.5	LF	2	30'00"	56	4	28.1	LF	2	30'00"	54	6	29.2	600a	600a	100a	1230a
Sunday	15-Feb-09	Sunday morning					Sunday afternoon					Sunday early evening					Sunday late evening																		
80 Sherway-Keele Stn via Parkside Dr	26.25						LF	3	24'00"	70	2	22.5	LF	3	24'00"	70	2	22.5	LF	2	30'00"	54	6	29.2	LF	2	30'00"	54	6	29.2	855a	932a	100a	1225a	
109 RANEE &	Wil																																		
Monday to Friday	05-Jan-09	Monday-Friday morning peak period					Monday-Friday midday					Monday-Friday afternoon peak period					Monday-Friday early evening					Monday-Friday late evening													
109B Eglinton West Stn-Neptune via Marlee and Flemington	14.29	LF	1.5	34'00"	51	0	16.8	LF	1.5	30'00"	45	0	19.1	LF	2	30'00"	56	4	15.3	LF	1	45'00"	45	0	19.1	LF	1	45'00"	45	0	19.1	627a	557a	115a	1253a
109C Eglinton West Stn-Neptune via Marlee and Varna	13.08	LF	1.5	34'00"	51	0	15.4	LF	1.5	30'00"	45	0	17.4	LF	2	30'00"	56	4	14.0	LF	1	45'00"	45	0	17.4	LF	1	45'00"	45	0	17.4	610a	621a	1252a	1230a
Combined/Average			3	17'00"				3	15'00"					4	15'00"					2	22'30"					2	22'30"								
Saturday	10-Jan-09	Saturday early morning					Saturday morning					Saturday afternoon					Saturday early evening					Saturday late evening													
109B Eglinton West Stn-Neptune via Marlee and Flemington	14.29	LF	1.5	30'00"	45	0	19.1	LF	1.5	34'00"	51	0	16.8	LF	1.5	34'00"	51	0	16.8	LF	1	45'00"	45	0	19.1	LF	1	45'00"	45	0	19.1	637a	645a	1237a	1238a
109C Eglinton West Stn-Neptune via Marlee and Varna	13.08	LF	1.5	30'00"	45	0	17.4	LF	1.5	34'00"	51	0	15.4	LF	1.5	34'00"	51	0	15.4	LF	1	45'00"	45	0	17.4	LF	1	45'00"	45	0	17.4	622a	700a	100a	1215a
Combined/Average			3	15'00"				3	17'00"					3	17'00"					2	22'30"					2	22'30"								
Sunday	04-Jan-09	Sunday morning					Sunday afternoon					Sunday early evening					Sunday late evening																		
109B Eglinton West Stn-Neptune via Marlee and Flemington	14.29						LF	1	40'00"	40	0	21.4	LF	1.5	34'00"	51	0	16.8	LF	1	45'00"	45	0	19.1	LF	1	45'00"	45	0	19.1	900a	840a	1237a	1238a	
109C Eglinton West Stn-Neptune via Marlee and Varna	13.08						LF	1	40'00"	40	0	19.6	LF	1.5	34'00"	51	0	15.4	LF	1	45'00"	45	0	17.4	LF	1	45'00"	45	0	17.4	920a	900a	100a	1215a	
Combined/Average							2	20'00"					3	17'00"						2	22'30"					2	22'30"								
48 RATHBURN &	Qsy																																		
Monday to Friday	21-Jun-10	Monday-Friday morning peak period					Monday-Friday midday					Monday-Friday afternoon peak period					Monday-Friday early evening					Monday-Friday late evening													
48 Royal York Stn-Mill Rd	17.36	LF	3	15'00"	44	1	23.7	LF	2	20'00"	40	0	26.0	LF	3	15'00"	44	1	23.7	LF	1.5	30'00"	40	5	26.0	LF	1.5	30'00"	40	5	26.0	540a	520a	100a	1250a
Saturday	21-Feb-09	Saturday early morning					Saturday morning					Saturday afternoon					Saturday early evening					Saturday late evening													
48 Royal York Stn-Mill Rd	17.36	LF	1.5	30'00"	40	5	26.0	LF	1.5	30'00"	45	0	23.1	LF	1.5	30'00"	45	0	23.1	LF	1.5	30'00"	40	5	26.0	LF	1.5	30'00"	40	5	26.0	610a	610a	115a	1235a
Sunday	15-Feb-09	Sunday early morning					Sunday morning					Sunday afternoon					Sunday early evening					Sunday late evening													
48 Royal York Stn-Mill Rd	17.36	LF	1.5	30'00"	45	0	23.1	LF	1.5	30'00"	45	0	23.1	LF	1.5	30'00"	45	0	23.1	LF	1.5	30'00"	44	1	23.7	LF	1.5	30'00"	40	5	26.0	844a	818a	100a	1242a
161 ROGERS RD &	MtD																																		
Monday to Friday	21-Jun-10	Monday-Friday morning peak period					Monday-Friday midday					Monday-Friday afternoon peak period					Monday-Friday early evening					Monday-Friday late evening													
161 Ossington Stn-Jane	17.90	LF	6	12'00"	72	0	14.9	LF	5	14'00"	68	2	15.8	LF	7	10'45"	75	1	14.4	LF	5	12'00"	60	0	17.9	LF	3	20'00"	60	0	17.9	534a	508a	140a	110a
Saturday	27-Jun-09	Saturday early morning					Saturday morning					Saturday afternoon					Saturday early evening					Saturday late evening													
161 Ossington Stn-Jane	17.90	LF	5	13'00"	64	1	16.8	LF	6	12'00"	68	4	15.8	LF	6	12'00"	68	4	15.8	LF	4	15'00"	60	0	17.9	LF	3	20'00"	60	0	17.9	530a	526a	120a	110a
Sunday	21-Jun-09	Sunday early morning					Sunday morning					Sunday afternoon					Sunday early evening					Sunday late evening													
161 Ossington Stn-Jane	17.90	LF	3	20'00"	60	0	17.9	LF	4	16'00"	64	0	16.8	LF	5	15'00"	68	7	15.8	LF	3	20'00"	60	0	17.9	LF	3	20'00"	60	0	17.9	550a	600a	120a	110a



SERVICE SUMMARY

June 20 to July 31, 2010

TORONTO TRANSIT COMMISSION

Route	RT dist (km) and date of last change	Monday-Friday morning peak period					Monday-Friday midday					Monday-Friday afternoon peak period					Monday-Friday early evening					Monday-Friday late evening					First dep NB or WB	First dep SB or EB	Last dep NB or WB	Last dep SB or EB					
		Veh type	No. of Veh	Service interval	Run time (min)	Term time (min)	Avg spd (km/h)	Veh type	No. of Veh	Service interval	Run time (min)	Term time (min)	Avg spd (km/h)	Veh type	No. of Veh	Service interval	Run time (min)	Term time (min)	Avg spd (km/h)	Veh type	No. of Veh	Service interval	Run time (min)	Term time (min)	Avg spd (km/h)	Veh type					No. of Veh	Service interval	Run time (min)	Term time (min)	Avg spd (km/h)
82 ROSEDALE &	Wil																																		
Monday to Friday	15-Oct-07	Monday-Friday morning peak period					Monday-Friday midday					Monday-Friday afternoon peak period					Monday-Friday early evening					Monday-Friday late evening													
82 Rosedale Stn-Summerhill	5.42	LF	1	20 ' 00 "	20	0	16.3	LF	1	20 ' 00 "	20	0	16.3	LF	1	20 ' 00 "	20	0	16.3	LF	1	20 ' 00 "	20	0	16.3	LF	0.7	30 ' 00 "	21	0	15.5	625a	615a	1212a	1220a
		Alternates trips with 75 SHERBOURNE																																	
Saturday	20-Oct-07	Saturday early morning					Saturday morning					Saturday afternoon					Saturday early evening					Saturday late evening													
82 Rosedale Stn-Summerhill	5.42	LF	1	20 ' 00 "	20	0	16.3	LF	1	20 ' 00 "	20	0	16.3	LF	1	20 ' 00 "	20	0	16.3	LF	0.7	30 ' 00 "	16	5	20.3	LF	0.7	30 ' 00 "	21	0	15.5	710a	720a	1212a	1220a
		Alternates trips with 75 SHERBOURNE																																	
Sunday	14-Oct-07	Sunday morning					Sunday afternoon					Sunday early evening					Sunday late evening																		
82 Rosedale Stn-Summerhill	5.42						LF	0.7	30 ' 00 "	16	5	20.3	LF	0.7	30 ' 00 "	16	5	20.3	LF	0.7	30 ' 00 "	16	5	20.3	LF	0.7	30 ' 00 "	21	0	15.5	912a	920a	1212a	1220a	
		Alternates trips with 75 SHERBOURNE																																	
73 ROYAL YORK &	Qsy																																		
Monday to Friday	21-Jun-10	Monday-Friday morning peak period					Monday-Friday midday					Monday-Friday afternoon peak period					Monday-Friday early evening					Monday-Friday late evening													
73A Royal York Stn-Dixon Rd	12.65	LF	2	18 ' 00 "	33	3	23.0						LF	2	20 ' 00 "	32	8	23.7														556a	612a	820a	839a
																															247p	310p	547p	610p	
73B Royal York Stn-Eglinton & La Rose Ave	9.33	LF	1	30 ' 00 "	26	4	21.5	LF	1	30 ' 00 "	26	4	21.5	LF	1	30 ' 00 "	27	3	20.7	LF	1	30 ' 00 "	26	4	21.5	LF	1	30 ' 00 "	24	6	23.3	644a	658a	114a	1257a
73C Royal York Stn-Claireport via Albion Rd	34.46	LF	5	18 ' 00 "	88	2	23.5	LF	6	15 ' 00 "	84	6	24.6	LF	5	20 ' 00 "	98	2	21.1	LF	5	17 ' 00 "	85	0	24.3	LF	3	30 ' 00 "	80	10	25.8	510a	450a	100a	1243a
Combined/Average			8	6 ' 55 "				7	10 ' 00 "				8	7 ' 30 "					6	10 ' 52 "					4	15 ' 00 "									
Saturday	29-Nov-08	Saturday early morning					Saturday morning					Saturday afternoon					Saturday early evening					Saturday late evening													
73B Royal York Stn-Eglinton & La Rose Ave	9.33	LF	1	30 ' 00 "	24	6	23.3	LF	1	30 ' 00 "	24	6	23.3	LF	1	30 ' 00 "	24	6	23.3	LF	1	30 ' 00 "	24	6	23.3	LF	1	30 ' 00 "	24	6	23.3	644a	657a	114a	1257a
73C Royal York Stn-Claireport via Albion Rd	34.46	LF	5	15 ' 00 "	75	0	27.6	LF	7	13 ' 00 "	84	7	24.6	LF	7	13 ' 00 "	84	7	24.6	LF	4	20 ' 00 "	80	0	25.8	LF	3	30 ' 00 "	80	10	25.8	515a	534a	100a	1243a
Combined/Average			6	10 ' 00 "				8	9 ' 04 "				8	9 ' 04 "					5	12 ' 00 "					4	15 ' 00 "									
Sunday	23-Nov-08	Sunday early morning					Sunday morning					Sunday afternoon					Sunday early evening					Sunday late evening													
73B Royal York Stn-Eglinton & La Rose Ave	9.33						LF	1	30 ' 00 "	24	6	23.3	LF	1	30 ' 00 "	24	6	23.3	LF	1	30 ' 00 "	24	6	23.3	LF	1	30 ' 00 "	24	6	23.3	844a	857a	114a	1257a	
73C Royal York Stn-Claireport via Albion Rd	34.46	LF	3	30 ' 00 "	84	6	24.6	LF	5	18 ' 00 "	84	6	24.6	LF	5	18 ' 00 "	84	6	24.6	LF	3	30 ' 00 "	80	10	25.8	LF	3	30 ' 00 "	80	10	25.8	800a	747a	100a	1243a
Combined/Average								6	11 ' 15 "				6	11 ' 15 "					4	15 ' 00 "					4	15 ' 00 "									
76 ROYAL YORK SOUTH &	Qsy																																		
Monday to Friday	21-Jun-10	Monday-Friday morning peak period					Monday-Friday midday					Monday-Friday afternoon peak period					Monday-Friday early evening					Monday-Friday late evening													
76 Royal York Stn-Lake Shore	10.84	LF	5	7 ' 00 "	34	1	19.1	LF	4	9 ' 00 "	34	2	19.1	LF	5	7 ' 30 "	36	2	18.1	LF	2	15 ' 00 "	29	1	22.4	LF	2	15 ' 00 "	28	2	23.2	510a	524a	117a	137a
76B Royal York Stn-Queensway and Grand Ave	6.44	LF	1	30 ' 00 "	26	4	14.9	LF	1	30 ' 00 "	26	4	14.9	LF	1	30 ' 00 "	27	3	14.3	LF	1	30 ' 00 "	26	4	14.9	LF	1	30 ' 00 "	26	4	14.9	654a	707a	1254a	107a
Combined/Average			6	5 ' 41 "				5	6 ' 55 "				6	6 ' 00 "					3	10 ' 00 "					3	10 ' 00 "									
Saturday	29-Nov-08	Saturday early morning					Saturday morning					Saturday afternoon					Saturday early evening					Saturday late evening													
76 Royal York Stn-Lake Shore	10.84	LF	2	15 ' 00 "	30	0	21.7	LF	3	12 ' 00 "	33	3	19.7	LF	3	12 ' 00 "	33	3	19.7	LF	2	15 ' 00 "	29	1	22.4	LF	2	15 ' 00 "	28	2	23.2	602a	600a	101a	115a
76B Royal York Stn-Queensway and Grand Ave	6.44	LF	1	30 ' 00 "	26	4	14.9	LF	1	24 ' 00 "	24	0	16.1	LF	1	24 ' 00 "	24	0	16.1	LF	1	30 ' 00 "	24	6	16.1	LF	1	30 ' 00 "	24	6	16.1	655a	647a	1255a	107a
Combined/Average			3	10 ' 00 "				4	8 ' 00 "				4	8 ' 00 "					3	10 ' 00 "					3	10 ' 00 "									
Sunday	23-Nov-08	Sunday early morning					Sunday morning					Sunday afternoon					Sunday early evening					Sunday late evening													
76 Royal York Stn-Lake Shore	10.84	LF	2	15 ' 00 "	30	0	21.7	LF	2	15 ' 00 "	30	0	21.7	LF	2	15 ' 00 "	30	0	21.7	LF	2	15 ' 00 "	29	1	22.4	LF	2	15 ' 00 "	28	2	23.2	817a	830a	101a	115a
76B Royal York Stn-Queensway and Grand Ave	6.44						LF	1	30 ' 00 "	26	4	14.9	LF	1	30 ' 00 "	26	4	14.9	LF	1	30 ' 00 "	26	4	14.9	LF	1	30 ' 00 "	26	4	14.9	856a	852a	1255a	107a	
Combined/Average			2	15 ' 00 "				3	10 ' 00 "				3	10 ' 00 "					3	10 ' 00 "					3	10 ' 00 "									



SERVICE SUMMARY

June 20 to July 31, 2010

TORONTO TRANSIT COMMISSION

Route	RT dist (km) and date of last change	No. of					Run time					Term time					Avg spd					First dep NB or WB	First dep SB or EB	Last dep NB or WB	Last dep SB or EB										
		Veh type	Veh	Service interval	(min)	(min)	(km/h)	Veh type	Veh	Service interval	(min)	(min)	(km/h)	Veh type	Veh	Service interval	(min)	(min)	(km/h)	Veh type	Veh					Service interval	(min)	(min)	(km/h)						
71 RUNNYMEDE	MtD																																		
Monday to Friday	21-Jun-10	Monday-Friday morning peak period					Monday-Friday midday					Monday-Friday afternoon peak period					Monday-Friday early evening					Monday-Friday late evening													
71 Runnymede Stn-St Clair	6.63	HF	1.25	22 ' 00 "	23	5	17.3	HF	0.8	30 ' 00 "	21	3	18.9	HF	1	24 ' 00 "	23	1	17.3	HF	1	22 ' 00 "	19	3	20.9	HF	1	20 ' 00 "	17	3	23.4	533a	545a	100a	115a
71B Runnymede Stn-Industry St	12.87	HF	2.25	22 ' 00 "	46	4	16.8	HF	1.8	30 ' 00 "	42	12	18.4	HF	2	24 ' 00 "	48	0	16.1	HF	2	22 ' 00 "	40	4	19.3	HF	2	20 ' 00 "	38	2	20.3	523a	541a	110a	1248a
Combined/Average			3.5	11 ' 00 "					2.6	15 ' 00 "					3	12 ' 00 "					3	11 ' 00 "					3	10 ' 00 "							
		Alternates trips with 77 SWANSEA					Alternates trips with 77 SWANSEA					Alternates trips with 77 SWANSEA					St Clair branch alternates trips with 77 SWANSEA					St Clair branch alternates trips with 77 SWANSEA													
Saturday	26-Jun-10	Saturday early morning					Saturday morning					Saturday afternoon					Saturday early evening					Saturday late evening													
71 Runnymede Stn-St Clair	6.63	LF	1	24 ' 00 "	17	7	23.4	LF	1.5	24 ' 00 "	30	6	13.3	LF	1.5	24 ' 00 "	30	6	13.3	LF	1	24 ' 00 "	19	5	20.9	LF	1	20 ' 00 "	17	3	23.4	553a	607a	100a	115a
71B Runnymede Stn-Industry St	12.87	LF	2	24 ' 00 "	40	8	19.3	LF	2.5	24 ' 00 "	46	14	16.8	LF	2.5	24 ' 00 "	46	14	16.8	LF	2	24 ' 00 "	40	8	19.3	LF	2	20 ' 00 "	38	2	20.3	606a	604a	110a	1248a
Combined/Average			3	12 ' 00 "					4	12 ' 00 "					4	12 ' 00 "					3	12 ' 00 "					3	10 ' 00 "							
Sunday	20-Jun-10	Sunday early morning					Sunday morning					Sunday afternoon					Sunday early evening					Sunday late evening													
71 Runnymede Stn-St Clair	6.63	LF	1	24 ' 00 "	20	4	19.9	LF	1	24 ' 00 "	20	4	19.9	LF	1	24 ' 00 "	22	2	18.1	LF	1	20 ' 00 "	19	1	20.9	LF	1	20 ' 00 "	17	3	23.4	819a	830a	100a	115a
71B Runnymede Stn-Industry St	12.87	LF	2	24 ' 00 "	40	8	19.3	LF	2	24 ' 00 "	40	8	19.3	LF	2	24 ' 00 "	44	4	17.6	LF	2	20 ' 00 "	40	0	19.3	LF	2	20 ' 00 "	38	2	20.3	832a	807a	110a	1248a
Combined/Average			3	12 ' 00 "					3	12 ' 00 "					3	12 ' 00 "					3	10 ' 00 "					3	10 ' 00 "							
78 ST ANDREWS &	Wil	Temporary terminal at York Mills Station (west side of Yonge) during TTC Construction in existing terminal.																																	
Monday to Friday	21-Jun-10	Monday-Friday morning peak period					Monday-Friday midday					Monday-Friday afternoon peak period					Monday-Friday early evening					Monday-Friday late evening													
78 York Mills Stn-Bayview	9.64	LF	3	10 ' 00 "	30	0	19.3	LF	1	30 ' 00 "	30	0	19.3	LF	2	15 ' 00 "	30	0	19.3	LF	1	30 ' 00 "	30	0	19.3	LF	1	30 ' 00 "	30	0	19.3	615a	630a	100a	1245a
Saturday	26-Jun-10	Saturday early morning					Saturday morning					Saturday afternoon					Saturday early evening					Saturday late evening													
78 York Mills Stn-Bayview	9.64	LF	1	30 ' 00 "	30	0	19.3	LF	1	30 ' 00 "	30	0	19.3	LF	1	30 ' 00 "	30	0	19.3	LF	1	30 ' 00 "	30	0	19.3	LF	1	30 ' 00 "	30	0	19.3	615a	630a	100a	1245a
Sunday	20-Jun-10	Sunday morning					Sunday afternoon					Sunday early evening					Sunday late evening																		
78 York Mills Stn-Bayview	9.64							LF	1	30 ' 00 "	30	0	19.3	LF	1	30 ' 00 "	30	0	19.3	LF	1	30 ' 00 "	30	0	19.3	LF	1	30 ' 00 "	30	0	19.3	845a	900a	1245a	100a
512 ST CLAIR	Ron	Start date of streetcar service west of Lansdowne to Gunn's Loop to be determined.																																	
Monday to Friday	21-Jun-10	Monday-Friday morning peak period					Monday-Friday midday					Monday-Friday afternoon peak period					Monday-Friday early evening					Monday-Friday late evening													
512 Keele - St Clair Stn	13.99	CLRV	22	2 ' 55 "	56	9	15.1	CLRV	11	6 ' 00 "	56	10	15.0	CLRV	19	3 ' 30 "	58	9	14.5	CLRV	10	6 ' 00 "	56	4	15.0	CLRV	6	9 ' 00 "	52	2	16.1	510a	500a	200a	150a
Saturday	26-Jun-10	Saturday early morning					Saturday morning					Saturday afternoon					Saturday early evening					Saturday late evening													
512 Keele - St Clair Stn	13.99	CLRV	6	8 ' 40 "	50	2	16.8	CLRV	10	6 ' 00 "	56	4	15.0	CLRV	13	5 ' 00 "	58	7	14.5	CLRV	8	7 ' 00 "	54	2	15.5	CLRV	6	9 ' 00 "	52	2	16.1	511a	500a	201a	150a
Sunday	20-Jun-10	Sunday early morning					Sunday morning					Sunday afternoon					Sunday early evening					Sunday late evening													
512 Keele - St Clair Stn	13.99	CLRV	5	10 ' 00 "	48	2	17.5	CLRV	8	7 ' 30 "	56	4	15.0	CLRV	9	7 ' 00 "	58	5	14.5	CLRV	7	8 ' 00 "	54	2	15.5	CLRV	6	9 ' 00 "	52	2	16.1	520a	457a	201a	151a
312 ST CLAIR &	Arw																																		
Overnight, 7 days a week	20-Jun-10	Monday-Friday overnight					Saturday overnight					Sunday overnight																							
312 Jane Stn - St Clair Stn	21.71	LF	2	30 ' 00 "	60	0	21.7	LF	2	30 ' 00 "	60	0	21.7	LF	2	30 ' 00 "	60	0	21.7																



SERVICE SUMMARY

June 20 to July 31, 2010

TORONTO TRANSIT COMMISSION

Route	RT dist (km) and date of last change	Monday-Friday morning peak period					Monday-Friday midday					Monday-Friday afternoon peak period					Monday-Friday early evening					Monday-Friday late evening					First dep NB or WB	First dep SB or EB	Last dep NB or WB	Last dep SB or EB											
		Veh type	No. of Veh	Service interval	Run time (min)	Term time (min)	Avg spd (km/h)	Veh type	No. of Veh	Service interval	Run time (min)	Term time (min)	Avg spd (km/h)	Veh type	No. of Veh	Service interval	Run time (min)	Term time (min)	Avg spd (km/h)	Veh type	No. of Veh	Service interval	Run time (min)	Term time (min)	Avg spd (km/h)	Veh type					No. of Veh	Service interval	Run time (min)	Term time (min)	Avg spd (km/h)						
86 SCARBOROUGH & ROCKET	Egl																																								
Monday to Friday	21-Jun-10																																								
86 Kennedy Stn-Sheppard	27.99																																								
86A Kennedy Stn-Toronto Zoo	31.25	LF	5	15 ' 00 "	75	0	25.0	LF	9	9 ' 00 "	78	3	24.0	LF	5.5	15 ' 00 "	79	4	23.7	LF	10	7 ' 30 "	72	3	23.3	LF	5	14 ' 00 "	66	4	25.4	454a	454a	201a	123a						
86B Kennedy Stn-Highland Creek	21.84	LF	4	15 ' 00 "	56	4	23.4																				617a	555a	831p	748p											
86D Kennedy Stn-Beechgrove via Lawrence	22.51	LF	4	15 ' 00 "	60	0	22.5	LF	2	30 ' 00 "	57	3	23.7	LF	4.5	15 ' 00 "	63	5	21.4	LF	2	30 ' 00 "	57	3	23.7	LF	2	30 ' 00 "	57	3	23.7	625a	607a	910a	837a						
86E Kennedy Stn-Sheppard Express	27.99	LF	12	5 ' 00 "	60	0	28.0																				614a	600a	918a	845a											
Combined/Average			25	2 ' 30 "				11	6 ' 55 "				16	4 ' 28 "					12	6 ' 00 "					7	9 ' 33 "															
Saturday	15-May-10																																								
86 Kennedy Stn-Sheppard	27.99																																								
86A Kennedy Stn-Toronto Zoo	31.25	LF	8	10 ' 00 "	74	6	25.3	LF	12	6 ' 30 "	76	2	24.7	LF	12	6 ' 30 "	76	2	24.7	LF	8	10 ' 00 "	72	8	26.0	LF	4	17 ' 00 "	65	3	25.8	510a	440a	138a	106a						
86D Kennedy Stn-Beechgrove via Lawrence	22.51	LF	2	30 ' 00 "	57	3	23.7	LF	2	30 ' 00 "	57	3	23.7	LF	2	30 ' 00 "	57	3	23.7	LF	2	30 ' 00 "	57	3	23.7	LF	2	30 ' 00 "	57	3	23.7	540a	612a	835p	753p						
Combined/Average			10	7 ' 30 "				14	5 ' 21 "				14	5 ' 21 "					10	7 ' 30 "					6	10 ' 51 "															
Sunday	09-May-10																																								
86 Kennedy Stn-Sheppard	27.99																																								
86A Kennedy Stn-Toronto Zoo	31.25	LF	8	9 ' 00 "	70	2	26.8	LF	8	9 ' 00 "	70	2	26.8	LF	8	9 ' 00 "	70	2	26.8	LF	6	11 ' 00 "	65	1	28.8	LF	4	17 ' 00 "	65	3	25.8	550a	622a	138a	106a						
86D Kennedy Stn-Beechgrove via Lawrence	22.51	LF	2	30 ' 00 "	57	3	23.7	LF	2	30 ' 00 "	57	3	23.7	LF	2	30 ' 00 "	57	3	23.7	LF	2	30 ' 00 "	57	3	23.7	LF	2	30 ' 00 "	57	3	23.7	622a	623a	839p	802p						
Combined/Average			10	6 ' 55 "				10	6 ' 55 "				10	6 ' 55 "					8	8 ' 03 "					6	10 ' 51 "															
Overnight service on Eglinton Avenue and Kingston Road provided by 305 EGLINTON EAST																																									
190 SCARBOROUGH CENTRE ROCKET	Mal																																								
Monday to Friday	04-Jan-10																																								
190 Don Mills Stn-Scarborough Centre Stn	17.36	LF	8	6 ' 15 "	49	1	21.3	LF	4	11 ' 00 "	44	0	23.7	LF	10	6 ' 00 "	58	2	18.0	LF	3	15 ' 00 "	45	0	23.1	LF	3	15 ' 00 "	40	5	26.0	627a	634a	107a	100a						
Saturday	03-Apr-10																																								
190 Don Mills Stn-Scarborough Centre Stn	17.36	LF	3	15 ' 00 "	45	0	23.1	LF	3	15 ' 00 "	45	0	23.1	LF	4	12 ' 00 "	45	3	23.1	LF	3	15 ' 00 "	40	5	26.0	LF	2	20 ' 00 "	40	0	26.0	707a	700a	100a	100a						
Sunday	03-Jan-10																																								
190 Don Mills Stn-Scarborough Centre Stn	17.36																																								
LF	3	15 ' 00 "	45	0	23.1	LF	3	15 ' 00 "	45	0	23.1	LF	3	15 ' 00 "	40	5	26.0	LF	2	20 ' 00 "	40	0	26.0							907a	900a	100a	100a								
3 SCARBOROUGH RT & McCOWAN	DanSub																																								
Monday to Friday	21-Jun-10																																								
3 Kennedy Stn - McCowan Stn	12.81	4carS	6	3 ' 50 "	23	0	33.4	4carS	4	5 ' 45 "	23	0	33.4	4carS	6	3 ' 50 "	23	0	33.4	4carS	4	5 ' 45 "	23	0	33.4	4carS	4	5 ' 45 "	23	0	33.4	4carS	4	5 ' 45 "	23	0	33.4	545a	601a	124a	135a
Saturday	26-Jun-10																																								
3 Kennedy Stn - McCowan Stn	12.81	4carS	4	5 ' 45 "	23	0	33.4	4carS	4	5 ' 45 "	23	0	33.4	4carS	4	5 ' 45 "	23	0	33.4	4carS	4	5 ' 45 "	23	0	33.4	4carS	4	5 ' 45 "	23	0	33.4	4carS	4	5 ' 45 "	23	0	33.4	553a	608a	124a	135a
Sunday	20-Jun-10																																								
3 Kennedy Stn - McCowan Stn	12.81	4carS	4	5 ' 45 "	23	0	33.4	4carS	4	5 ' 45 "	23	0	33.4	4carS	4	5 ' 45 "	23	0	33.4	4carS	4	5 ' 45 "	23	0	33.4	4carS	4	5 ' 45 "	23	0	33.4	4carS	4	5 ' 45 "	23	0	33.4	855a	907a	124a	135a
McCowan to Kennedy is WB; Kennedy to McCowan is EB																																									



SERVICE SUMMARY

June 20 to July 31, 2010

TORONTO TRANSIT COMMISSION

Route	RT dist (km) and date of last change	No. of					Run time					Term time					Avg spd					First dep NB or WB	First dep SB or EB	Last dep NB or WB	Last dep SB or EB											
		Veh type	Veh	Service interval	(min)	(min)	(km/h)	Veh type	Veh	Service interval	(min)	(min)	(km/h)	Veh type	Veh	Service interval	(min)	(min)	(km/h)	Veh type	Veh					Service interval	(min)	(min)	(km/h)							
79 SCARLETT RD & Monday to Friday		MtD	21-Jun-10	Monday-Friday morning peak period					Monday-Friday midday					Monday-Friday afternoon peak period					Monday-Friday early evening					Monday-Friday late evening												
79 Runnymede Stn-Lawrence & Jane	18.81	LF	6	10 ' 00 "	58	2	19.5	LF	4	15 ' 00 "	60	0	18.8	LF	5.5	12 ' 00 "	63	3	17.9	LF	5	12 ' 00 "	54	6	20.9	LF	2	30 ' 00 "	54	6	20.9	530a	505a	100a	100a	
79B Runnymede Stn-Lawrence & Jane via St Clair	18.82	LF	6	10 ' 00 "	58	2	19.5							LF	5.5	12 ' 00 "	63	3	17.9														545a	520a	850a	858a
Combined/Average			12	5 ' 00 "				4	15 ' 00 "					11	6 ' 00 "					5	12 ' 00 "					2	30 ' 00 "									
Saturday		03-Apr-10	Saturday early morning					Saturday morning					Saturday afternoon					Saturday early evening					Saturday late evening													
79 Runnymede Stn-Lawrence & Jane	18.81	LF	2	25 ' 00 "	50	0	22.6	LF	4	15 ' 00 "	54	6	20.9	LF	4	15 ' 00 "	54	6	20.9	LF	2	25 ' 00 "	50	0	22.6	LF	2	30 ' 00 "	50	10	22.6	540a	605a	100a	100a	
Sunday		23-Nov-08	Sunday morning					Sunday afternoon					Sunday early evening					Sunday late evening																		
79 Runnymede Stn-Lawrence & Jane	18.81							LF	2	30 ' 00 "	54	6	20.9	LF	3	20 ' 00 "	54	6	20.9	LF	2	25 ' 00 "	50	0	22.6	LF	2	30 ' 00 "	50	10	22.6	800a	830a	100a	100a	
775 SERVICE RELIEF BUSES - EGLINTON DIVISION		Egl											Monday-Friday afternoon peak period																							
Monday to Friday		08-Sep-09																																		
Service relief buses													LF 1 Don Mills Station																							
Service relief buses													LF 1 Eglinton Station																							
Service relief buses													LF 1 Kennedy Station																							
777 SERVICE RELIEF BUSES - QUEENSWAY and WILSON DIVISIONS		Wll/Qsy																																		
June 20 to July 31, 2010																																				
Monday to Friday		21-Jun-10	Monday-Friday morning peak period										Monday-Friday afternoon peak period																							
Service relief buses			LF	1	Kipling Stn									HF	3	Downsview Stn				LF	1	Kipling Stn														
August 1 to September 4, 2010																																				
Monday to Friday		03-Aug-10											Monday-Friday afternoon peak period																							
Service relief buses													HF					3 Downsview Stn																		



SERVICE SUMMARY

June 20 to July 31, 2010

TORONTO TRANSIT COMMISSION

Route	RT dist (km) and date of last change	No. of Veh	Service interval	Run time (min)	Term time (min)	Avg spd (km/h)	Veh type	No. of Veh	Service interval	Run time (min)	Term time (min)	Avg spd (km/h)	Veh type	No. of Veh	Service interval	Run time (min)	Term time (min)	Avg spd (km/h)	Veh type	No. of Veh	Service interval	Run time (min)	Term time (min)	Avg spd (km/h)	First dep NB or WB	First dep SB or EB	Last dep NB or WB	Last dep SB or EB															
<i>Italicised branch names are for internal use only.</i>																																											
85 SHEPPARD EAST & Monday to Friday	Mal 29-Mar-10	Monday-Friday morning peak period						Monday-Friday midday						Monday-Friday afternoon peak period						Monday-Friday early evening						Monday-Friday late evening																	
<i>85 Sheppard-Yonge Stn-Meadvale</i>																																											
85 To Sheppard-Yonge Stn	41.86																								LF	4	30 ' 00 "	105	15	23.9	1022p	1042p	123a	213a									
<i>85 To Meadowvale</i>																																											
<i>85A Don Mills Stn-Rouge Hill GO Stn</i>																																											
85A To Don Mills Stn	40.26	LF	14.5	8 ' 00 "	114	2	21.2	LF	1	22 ' 00 "	105	0	23.1	LF	14	9 ' 00 "	124	2	19.5	LF	9	12 ' 00 "	100	8	24.2	LF	3	30 ' 00 "	90	0	26.8	545a	615a	129a	214a								
<i>85A To Rouge Hill GO Stn</i>																																											
<i>85C Don Mills Stn-Meadowvale</i>																																											
85A To Don Mills Stn	29.82	LF	11.5	8 ' 00 "	87	5	20.6	LF	15	5 ' 30 "	82	0	21.8	LF	11	9 ' 00 "	99	0	18.1	LF	7	12 ' 00 "	82	2	21.8									520a	557a	1037p	1046p						
<i>85 To Meadowvale</i>																																											
Combined/Average																																											
			26	4 ' 00 "					16	5 ' 30 "					25	4 ' 30 "					16	6 ' 00 "					7	15 ' 00 "															
<i>85J Shep-Yonge Stn-Don Mills Stn</i>																																											
85 To Sheppard-Yonge Stn	11.54	LF	3	15 ' 00 "	40	5	17.3	LF	2	20 ' 00 "	35	5	19.8	LF	3	15 ' 00 "	45	0	15.4	LF	2	20 ' 00 "	35	5	19.8											625a	605a	1020p	1022p				
<i>85A To Don Mills Stn</i>																																											
Every 4th 85C operates as a 85A																																											
Saturday																																											
	15-May-10	Saturday early morning						Saturday morning						Saturday afternoon						Saturday early evening						Saturday late evening																	
<i>85 Sheppard-Yonge Stn-Meadvale</i>																																											
85 To Sheppard-Yonge Stn	41.86																								LF	9	15 ' 00 "	120	15	20.9	LF	4	30 ' 00 "	104	16	24.2	841p	800p	123a	215a			
<i>85 To Meadowvale</i>																																											
<i>85A Don Mills Stn-Rouge Hill GO Stn</i>																																											
85A To Don Mills Stn	40.26																								LF	7	15 ' 00 "	96	9	25.2	LF	3	30 ' 00 "	90	0	26.8	840p	759p	130a	215a			
<i>85A To Rouge Hill GO Stn</i>																																											
<i>85C Don Mills Stn-Meadvale</i>																																											
85A To Don Mills Stn	29.82																																										
<i>85 To Meadowvale</i>																																											
<i>85D Don Mills Stn-Rouge Hill GO Stn via Toronto Zoo</i>																																											
85A To Don Mills Stn via Toronto Zoo	47.15	LF	1	30 ' 00 "	112	8	25.3	LF	1	20 ' 00 "	110	3	25.7	LF	1	20 ' 00 "	108	0	26.3																					629a	605a	822p	743p
<i>85A To Rouge Hill GO Stn via Toronto Zoo</i>																																											
<i>85F Don Mills Stn-Toronto Zoo</i>																																											
85A To Don Mills Stn	33.02	LF	12	7 ' 30 "	87	3	22.8	LF	18	5 ' 00 "	87	3	22.8	LF	22	4 ' 00 "	87	1	22.8																					657a	638a	836p	750p
<i>85B To Toronto Zoo</i>																																											
Combined/Average																																											
			13	7 ' 30 "					19	5 ' 00 "					23	4 ' 00 "					16	7 ' 30 "					7	15 ' 00 "															
<i>85J Shep-Yonge Stn-Don Mills Stn</i>																																											
85 To Sheppard-Yonge Stn	11.54	LF	2	20 ' 00 "	35	5	19.8	LF	2	20 ' 00 "	40	0	17.3	LF	2	20 ' 00 "	40	0	17.3																					720a	700a	740P	740P
<i>85A To Don Mills Stn</i>																																											
Every 4th 85F operates as a 85D																																											
Every 4th 85F operates as a 85D																																											
Every 5th 85F operates as a 85D																																											



SERVICE SUMMARY

June 20 to July 31, 2010

TORONTO TRANSIT COMMISSION

Route	RT dist (km) and date of last change	No. of Veh	Service interval	Run time (min)	Term time (min)	Avg spd (km/h)	No. of Veh	Service interval	Run time (min)	Term time (min)	Avg spd (km/h)	No. of Veh	Service interval	Run time (min)	Term time (min)	Avg spd (km/h)	No. of Veh	Service interval	Run time (min)	Term time (min)	Avg spd (km/h)	No. of Veh	Service interval	Run time (min)	Term time (min)	Avg spd (km/h)	First dep NB or WB	First dep SB or EB	Last dep NB or WB	Last dep SB or EB					
Sunday	09-May-10	Sunday early morning						Sunday morning						Sunday afternoon						Sunday early evening						Sunday late evening									
85 Sheppard-Yonge Stn-Meadvale	41.86																LF	4	30' 00"	110	10	22.8								853p	748p	953p	918p		
85 To Sheppard-Yonge Stn																																			
85 To Meadowvale																																			
85A Don Mills Stn-Rouge Hill GO Stn	40.26																LF	3	30' 00"	90	0	26.8								833p	818p	933p	1018p		
85A To Don Mills Stn																																			
85A To Rouge Hill GO Stn																																			
85G Sheppard Stn-Rouge Hill GO Stn	40.26																LF	6	20' 00"	120	0	20.1								1013p	948p	133a	213a		
85G To Sheppard Stn																																			
85G To Rouge Hill GO Stn																																			
85B Sheppard-Yonge Stn-Trnro Zoo	45.06	LF	5	20' 00"	100	0	27.0																												
85 To Sheppard-Yonge Stn																																			
85B To Toronto Zoo																																			
85D Don Mills Stn-Rouge Hill GO Stn via Toronto Zoo	47.15											LF	1	26' 40"	102	5	27.7	LF	1	23' 45"	108	2	26.2												
85A To Don Mills Stn via Toronto Zoo																																			
85A To Rouge Hill GO Stn via Trnro Zoo																																			
85F Don Mills Stn-Toronto Zoo	33.02											LF	12	6' 40"	78	2	25.4	LF	18	4' 45"	84	2	23.6												
85A To Don Mills Stn																																			
85B To Toronto Zoo																																			
Combined/Average			5	20' 00"									13	6' 40"																					
85J Shep-Yonge Stn-Don Mills Stn	11.54											LF	2	20' 00"	35	5	19.8	LF	2	20' 00"	35	5	19.8												
85 To Sheppard-Yonge Stn																																			
85A To Don Mills Stn																																			
Every 4th 85F operates as a 85D																																			
Every 5th 85F operates as a 85D																																			
385 SHEPPARD EAST & Overnight, 7 days a week	23-Nov-08	Mal	Monday-Friday overnight						Saturday overnight						Sunday overnight																				
385 Sheppard-Yonge Stn-Meadowvale	43.61	LF	3	30' 00"	90	0	29.1	LF	3	30' 00"	90	0	29.1	LF	3	30' 00"	90	0	29.1																
4 SHEPPARD SUBWAY & Monday to Friday	25-Nov-02	WilSub	Monday-Friday morning peak period						Monday-Friday midday						Monday-Friday afternoon peak period						Monday-Friday early evening						Monday-Friday late evening								
4 Sheppard-Yonge Stn - Don Mills Stn	10.94	4carT	4	5' 30"	22	0	29.8	4carT	4	5' 30"	22	0	29.8	4carT	4	5' 30"	22	0	29.8	4carT	4	5' 30"	22	0	29.8	4carT	4	5' 30"	22	0	29.8	531a	542a	225a	214a
Saturday	30-Nov-02		Saturday early morning						Saturday morning						Saturday afternoon						Saturday early evening						Saturday late evening								
4 Sheppard-Yonge Stn - Don Mills Stn	10.94	4carT	4	5' 30"	22	0	29.8	4carT	4	5' 30"	22	0	29.8	4carT	4	5' 30"	22	0	29.8	4carT	4	5' 30"	22	0	29.8	4carT	4	5' 30"	22	0	29.8	547a	558a	225a	214a
Sunday	24-Nov-02		Sunday morning						Sunday afternoon						Sunday early evening						Sunday late evening														
4 Sheppard-Yonge Stn - Don Mills Stn	10.94							4carT	4	5' 30"	22	0	29.8	4carT	4	5' 30"	22	0	29.8	4carT	4	5' 30"	22	0	29.8	4carT	4	5' 30"	22	0	29.8	849a	900a	225a	214a
84 SHEPPARD WEST & Monday to Friday	21-Jun-10	Arw	Monday-Friday morning peak period						Monday-Friday midday						Monday-Friday afternoon peak period						Monday-Friday early evening						Monday-Friday late evening								
84 Sheppard-Yonge Stn-Weston Rd	24.91	LF	7	11' 00"	74	3	20.2	LF	9	8' 30"	74	2	20.2	LF	6	14' 00"	74	10	20.2	LF	5	15' 00"	70	5	21.4	LF	4	15' 00"	60	0	24.9	515a	528a	145a	145a
84A Sheppard-Yonge Stn-Steeles via Arrow Rd	33.67	LF	4.5	22' 00"	93	6	21.7							LF	3.5	28' 00"	93	5	21.7																
84D Sheppard-Yonge Stn-Steeles via Oakdale	33.67	LF	4.5	22' 00"	96	3	21.0							LF	3.5	28' 00"	97	1	20.8																
Combined/Average			16	5' 30"											9	8' 30"																			
Saturday	05-Aug-06		Saturday early morning						Saturday morning						Saturday afternoon						Saturday early evening						Saturday late evening								
84 Sheppard-Yonge Stn-Weston Rd	24.91	LF	5	13' 00"	58	7	25.8	LF	5	13' 00"	61	4	24.5	LF	6	12' 00"	70	2	21.4	LF	4	16' 00"	61	3	24.5	LF	3	22' 00"	61	5	24.5	520a	545a	145a	145a
Sunday	06-Sep-06		Sunday early morning						Sunday morning						Sunday afternoon						Sunday early evening						Sunday late evening								
84 Sheppard-Yonge Stn-Weston Rd	24.91	LF	4	16' 00"	58	6	25.8	LF	5	13' 00"	61	4	24.5	LF	5	13' 00"	61	4	24.5	LF	3	22' 00"	60	6	24.9	LF	3	22' 00"	60	6	24.9	750a	800a	145a	150a



SERVICE SUMMARY

June 20 to July 31, 2010

TORONTO TRANSIT COMMISSION

Route	RT dist (km) and date of last change	No. of Veh	Service interval	Run time (min)	Term time (min)	Avg spd (km/h)	No. of Veh	Service interval	Run time (min)	Term time (min)	Avg spd (km/h)	No. of Veh	Service interval	Run time (min)	Term time (min)	Avg spd (km/h)	No. of Veh	Service interval	Run time (min)	Term time (min)	Avg spd (km/h)	No. of Veh	Service interval	Run time (min)	Term time (min)	Avg spd (km/h)	First dep NB or WB	First dep SB or EB	Last dep NB or WB	Last dep SB or EB					
75 SHERBOURNE &	Wil	<i>75A branch name is for internal use only</i>																																	
Monday to Friday	08-Sep-09	Monday-Friday morning peak period				Monday-Friday midday				Monday-Friday afternoon peak period				Monday-Friday early evening				Monday-Friday late evening																	
75 South Drive-Queens Quay	8.59	LF	4	11 '00 "	44	0	11.7	LF	3	15 '00 "	45	0	11.5	LF	5	10 '00 "	48	2	10.7	LF	2	20 '00 "	40	0	12.9			530a	515a	930p	1002p				
75A South Drive & Summerhill-Queens Quay	10.51																									LF	1.3	30 '00 "	39	0	16.2	950p	1028p	1250a	1228a
75A alternates trips with 82 ROSEDALE																																			
Saturday	29-Nov-08	Saturday early morning				Saturday morning				Saturday afternoon				Saturday early evening				Saturday late evening																	
75 South Drive-Queens Quay	8.59	LF	2	15 '00 "	30	0	17.2	LF	2	20 '00 "	40	0	12.9	LF	2	20 '00 "	40	0	12.9											535a	520a	650p	710p		
75A South Drive & Summerhill-Queens Quay	10.51													LF	1.3	30 '00 "	36	3	17.5	LF	1.3	30 '00 "	39	0	16.2			650p	728p	1250a	1220a				
75A alternates trips with 82 ROSEDALE																																			
Sunday	23-Nov-08	Sunday morning				Sunday afternoon				Sunday early evening				Sunday late evening																					
75A South Drive & Summerhill-Queens Quay	10.51							LF	1.3	30 '00 "	36	3	17.5	LF	1.3	30 '00 "	36	3	17.5	LF	1.3	30 '00 "	36	3	17.5	LF	1.3	30 '00 "	39	0	16.2	850a	832a	1250a	1228a
75A alternates trips with 82 ROSEDALE																																			
123 SHORNCLIFFE &	Qsy																																		
Monday to Friday	21-Jun-10	Monday-Friday morning peak period				Monday-Friday midday				Monday-Friday afternoon peak period				Monday-Friday early evening				Monday-Friday late evening																	
123 Kipling Stn-Long Branch via East Mall	18.49	LF	3	18 '00 "	49	5	22.6	LF	3	18 '00 "	48	6	23.1	LF	3	18 '00 "	54	0	20.5	LF	2	25 '00 "	46	4	24.1	LF	1.5	30 '00 "	41	4	27.1	552a	608a	114a	135a
123A Kipling Stn-Sherway via North Queen	11.41	LF	2	18 '00 "	27	9	25.4					LF	2	18 '00 "	32	4	21.4													552a	557a	857a	839a		
123C Kipling Stn-Long Branch via North Queen	18.61							LF	3	18 '00 "	48	6	23.3	LF	2	25 '00 "	46	4	24.3	LF	1.5	30 '00 "	41	4	27.2			905a	857a	248p	221p	614p	557p	1258a	120a
Combined/Average			5	9 '00 "				6	9 '00 "			5	9 '00 "			4	12 '30 "			3	15 '00 "														
Saturday	20-Feb-10	Saturday early morning				Saturday morning				Saturday afternoon				Saturday early evening				Saturday late evening																	
123 Kipling Stn-Long Branch via East Mall	18.49	LF	1.5	30 '00 "	40	5	27.7	LF		30 '00 "	48	5	23.1	LF	2.5	20 '00 "	48	2	23.1	LF	1.5	30 '00 "	42	3	26.4	LF	1.5	30 '00 "	36	9	30.8	540a	600a	104a	110a
123C Kipling Stn-Long Branch via North Queen	18.61	LF	1.5	30 '00 "	40	5	27.9	LF		30 '00 "	48	5	23.3	LF	2.5	20 '00 "	48	2	23.3	LF	1.5	30 '00 "	42	3	26.6	LF	1.5	30 '00 "	36	9	31.0	625a	621a	1249a	1255a
Combined/Average			3	15 '00 "				3.5	15 '00 "			5	10 '00 "			3	15 '00 "			3	15 '00 "														
Alternates trips with 111 EAST MALL																																			
Sunday	14-Feb-10	Sunday morning				Sunday afternoon				Sunday early evening				Sunday late evening																					
123 Kipling Stn-Long Branch via East Mall	18.49							LF	2	24 '00 "	48	0	23.1	LF	2.5	20 '00 "	48	2	23.1	LF	1.5	30 '00 "	42	3	26.4	LF	1.5	30 '00 "	36	9	30.8	900a	924a	101a	110a
123C Kipling Stn-Long Branch via North Queen	18.61							LF	2	24 '00 "	48	0	23.3	LF	2.5	20 '00 "	48	2	23.3	LF	1.5	30 '00 "	42	3	26.6	LF	1.5	30 '00 "	36	9	31.0	848a	912a	1246a	1255a
Combined/Average								4	12 '00 "			5	10 '00 "			3	15 '00 "			3	15 '00 "														
115 SILVER HILLS &	Wil	Temporary terminal at York Mills Station (west side of Yonge) during TTC Construction in existing terminal.																																	
Monday to Friday	21-Jun-10	Monday-Friday morning peak period				Monday-Friday midday				Monday-Friday afternoon peak period				Monday-Friday early evening				Monday-Friday late evening																	
115 York Mills Stn-Leslie	12.83	LF	2	20 '00 "	40	0	19.2	LF	2	20 '00 "	40	0	19.2	LF	2	20 '00 "	40	0	19.2	LF	1.5	30 '00 "	35	3	22.0	LF	1.5	30 '00 "	35	3	22.0	639a	620a	117a	100a
Alternates trips with 122 GRAYDON HALL																																			
Saturday	26-Jun-10	Saturday early morning				Saturday morning				Saturday afternoon				Saturday early evening				Saturday late evening																	
115 York Mills Stn-Leslie	12.83	LF	1.5	30 '00 "	35	2	22.0	LF	1.5	30 '00 "	35	3	22.0	LF	1.5	30 '00 "	35	3	22.0	LF	1.5	30 '00 "	35	3	22.0	LF	1.5	30 '00 "	35	3	22.0	627a	610a	127a	110a
Alternates trips with 122 GRAYDON HALL																																			
Sunday	20-Jun-10	Sunday morning				Sunday afternoon				Sunday early evening				Sunday late evening																					
115 York Mills Stn-Leslie	12.83							LF	1.5	30 '00 "	35	3	22.0	LF	1.5	30 '00 "	35	3	22.0	LF	1.5	30 '00 "	35	3	22.0	LF	1.5	30 '00 "	35	3	22.0	857a	840a	127a	110a
Alternates trips with 122 GRAYDON HALL																																			



SERVICE SUMMARY

June 20 to July 31, 2010

TORONTO TRANSIT COMMISSION

Route	RT dist (km) and date of last change	No. of Veh type	Service interval	Run time (min)	Term time (min)	Avg spd (km/h)	No. of Veh type	Service interval	Run time (min)	Term time (min)	Avg spd (km/h)	No. of Veh type	Service interval	Run time (min)	Term time (min)	Avg spd (km/h)	No. of Veh type	Service interval	Run time (min)	Term time (min)	Avg spd (km/h)	No. of Veh type	Service interval	Run time (min)	Term time (min)	Avg spd (km/h)	First dep NB or WB	First dep SB or EB	Last dep NB or WB	Last dep SB or EB						
403 SOUTH DON MILLS COMMUNITY BUS & Monday to Friday	W-T 2-Sep-97																																			
403 Don Mills Centre-East York Centre		CB	1	60 ' 00 "	60	0	CB	1	60 ' 00 "	60	0	CB	1	60 ' 00 "	60	0										1030a	1000a	430p	500p							
88 SOUTH LEASIDE & Monday to Friday	Wil 21-Jun-10	Due to City Construction on Moore Avenue, buses diverted via Davisville between Mt Pleasant and Bayview.																																		
88 St Clair Stn-Thorncliffe via Wicksteed	16.8	LF	4	15 ' 00 "	60	0	16.8	LF	2	30 ' 00 "	54	6	18.7	LF	4	17 ' 00 "	62	6	16.3	LF	2	30 ' 00 "	52	8	19.4	LF	1.5	40 ' 00 "	52	8	19.4	540a	610a	1240a	100a	
88A St Clair Stn-Thorncliffe via Overlea	16.8	LF	4	15 ' 00 "	60	0	16.8	LF	2	30 ' 00 "	54	6	18.7	LF	4	17 ' 00 "	62	6	16.3	LF	2	30 ' 00 "	52	8	19.4	LF	1.5	40 ' 00 "	52	8	19.4	625a	618a	1220a	1240a	
Combined/Average			8	7 ' 30 "					4	15 ' 00 "					8	8 ' 30 "					4	15 ' 00 "					3	20 ' 00 "								
Saturday	26-Jun-10	Saturday early morning																																		
88 St Clair Stn-Thorncliffe via Wicksteed	16.8	LF	1.5	40 ' 00 "	52	8	19.4	LF	1.5	40 ' 00 "	52	8	19.4	LF	1.5	40 ' 00 "	52	8	19.4	LF	1.5	40 ' 00 "	52	8	19.4	LF	1.5	40 ' 00 "	52	8	19.4	616a	630a	1248a	110a	
88A St Clair Stn-Thorncliffe via Overlea	16.8	LF	1.5	40 ' 00 "	52	8	19.4	LF	1.5	40 ' 00 "	52	8	19.4	LF	1.5	40 ' 00 "	52	8	19.4	LF	1.5	40 ' 00 "	52	8	19.4	LF	1.5	40 ' 00 "	52	8	19.4	604a	610a	1232a	1250a	
Combined/Average			3	20 ' 00 "					3	20 ' 00 "					3	20 ' 00 "					3	20 ' 00 "					3	20 ' 00 "								
Sunday	20-Jun-10	Sunday early morning																																		
88 St Clair Stn-Thorncliffe via Wicksteed	16.8							LF	1.5	40 ' 00 "	52	8	19.4	LF	1.5	40 ' 00 "	52	8	19.4	LF	1.5	40 ' 00 "	52	8	19.4	LF	1.5	40 ' 00 "	52	8	19.4	936a	910a	1248a	110a	
88A St Clair Stn-Thorncliffe via Overlea	16.8							LF	1.5	40 ' 00 "	52	8	19.4	LF	1.5	40 ' 00 "	52	8	19.4	LF	1.5	40 ' 00 "	52	8	19.4	LF	1.5	40 ' 00 "	52	8	19.4	956a	930a	1232a	1250a	
Combined/Average									3	20 ' 00 "					3	20 ' 00 "					3	20 ' 00 "					3	20 ' 00 "								
510 SPADINA Monday to Friday	Rus 21-Jun-10	Monday-Friday morning peak period																																		
510 Spadina Stn – Queens Quay	8.06	Operates earlier trips to Queens Quay and Spadina						CLRV	14	3 ' 00 "	40	2	12.1	CLRV	14	3 ' 10 "	42	3	11.6	CLRV	14	3 ' 10 "	42	3	11.6							515a	500a	617a	600a	
510 Spadina Stn – Union Stn	12.33	CLRV	7	7 ' 30 "	50	2	14.8	CLRV	9	6 ' 00 "	54	0	13.7	CLRV	9	6 ' 20 "	57	0	13.0	CLRV	9	6 ' 20 "	57	0	13.0	CLRV	8	6 ' 00 "	48	0	15.4	600a	607a	145a	120a	
510 Spadina Stn – King	6.31	CLRV	8	3 ' 45 "	28	2	13.5																										200a	130a	230a	215a
Combined/Average			15	2 ' 30 "					23	2 ' 00 "					23	2 ' 07 "					23	2 ' 07 "					8	6 ' 00 "				748a	732a	916p	857p	
			Every 3rd car operates to Union Stn																																	
Saturday	26-Jun-10	Saturday early morning																																		
510 Spadina Stn – Queens Quay	8.06	Operates earlier trips to Queens Quay and Spadina						CLRV	8	5 ' 00 "	40	0	12.1	CLRV	14	3 ' 00 "	41	1	11.8	CLRV	14	3 ' 00 "	41	1	11.8							515a	500a	600a	530a	
510 Spadina Stn – Union Stn	12.33	CLRV	7	6 ' 17 "	44	0	16.8	CLRV	12	5 ' 00 "	60	0	12.3	CLRV	10	6 ' 00 "	60	0	12.3	CLRV	10	6 ' 00 "	60	0	12.3	CLRV	8	6 ' 00 "	48	0	15.4	615a	600a	145a	120a	
Combined/Average			7	6 ' 17 "					20	2 ' 30 "					24	2 ' 00 "					24	2 ' 00 "					8	6 ' 00 "								
			Every 3rd car operates to Union Stn																																	
Sunday	20-Jun-10	Sunday early morning																																		
510 Spadina Stn – Queens Quay	8.06	Operates earlier trips to Queens Quay and Spadina						CLRV	12	3 ' 20 "	40	0	12.1	CLRV	12	3 ' 20 "	40	0	12.1	CLRV	7	6 ' 00 "	38	4	12.7							515a	500a	600a	530a	
510 Spadina Stn – Union Stn	12.33	CLRV	3	15 ' 00 "	44	1	16.8	CLRV	9	6 ' 40 "	60	0	12.3	CLRV	9	6 ' 40 "	60	0	12.3	CLRV	9	6 ' 00 "	54	0	13.7	CLRV	8	6 ' 00 "	48	0	15.4	610a	545a	145a	120a	
Combined/Average			3	15 ' 00 "					21	2 ' 13 "					21	2 ' 13 "					16	3 ' 00 "					8	6 ' 00 "								
			Every 3rd car operates to Union Stn																																	

Union Stn-Spadina Stn is NB
Spadina Stn-Union Stn is SB



SERVICE SUMMARY

June 20 to July 31, 2010

TORONTO TRANSIT COMMISSION

Route	RT dist (km) and date of last change	No. of Veh	Service interval	Run time (min)	Term time (min)	Avg spd (km/h)	No. of Veh	Service interval	Run time (min)	Term time (min)	Avg spd (km/h)	No. of Veh	Service interval	Run time (min)	Term time (min)	Avg spd (km/h)	No. of Veh	Service interval	Run time (min)	Term time (min)	Avg spd (km/h)	First dep NB or WB	First dep SB or EB	Last dep NB or WB	Last dep SB or EB
754 STANDBY BUSES - ARROW RD DIVISION	Arw																								
Monday to Friday	21-Jun-10													Monday-Friday afternoon peak period											
Standby buses														Lift	5	Arrow Rd Garage									
756 STANDBY BUSES - BIRCHMOUNT DIVISION	Bir																								
Monday to Friday	27-Nov-06		Monday-Friday morning peak period											Monday-Friday afternoon peak period											
Standby buses		LF	1	Birchmount Garage										LF	4	Birchmount Garage									
750 STANDBY BUSES - DOWNTOWN GAP BUSES	Egl																								
Monday to Friday	04-Jan-10							Monday-Friday midday						Monday-Friday afternoon peak period											
Standby buses								HF	1	Spadina Stn				HF	1	Spadina Stn									
Standby buses								HF	1	Spadina / Queens Quay Lp				HF	1	Spadina / Queens Quay Lp									
Standby buses								HF	1	St Clair Stn				HF	1	St Clair Stn									
									3						3										
760 STANDBY BUSES - EGLINTON DIVISION	Egl																								
Monday to Friday	10-May-10		Monday-Friday morning peak period											Monday-Friday afternoon peak period											
Standby buses		LF	1	Kennedy Station										LF	1	Eglinton Garage									
757 STANDBY BUSES - MALVERN DIVISION	Mal																								
Monday to Friday	21-Jun-10		Monday-Friday morning peak period					Monday-Friday midday																	
Standby buses		Lift	1	Malvern Garage				Lift	1	Malvern Garage															
752 STANDBY BUSES - QUEENSWAY DIVISION	Qsy																								
Monday to Friday	21-Jun-10													Monday-Friday afternoon peak period											
Standby buses														No summer service											
751 STANDBY BUSES - WILSON DIVISION	Wil																								
Monday to Friday	05-Sep-06		Monday-Friday morning peak period											Monday-Friday afternoon peak period											
Standby buses		HF	2	Wilson Garage										HF	2	Wilson Garage									
535 STANDBY CARS	Ron/Rus																								
Monday to Friday	10-May-10													Monday-Friday afternoon peak period				Monday-Friday early evening							
Standby cars														CLRV	2	Russell carhouse			CLRV	2	Roncesvalles carhouse				

**SERVICE SUMMARY**

June 20 to July 31, 2010

TORONTO TRANSIT COMMISSION

Route	RT dist (km) and date of last change	Monday-Friday morning peak period					Monday-Friday midday					Monday-Friday afternoon peak period					Monday-Friday early evening					Monday-Friday late evening														
		Veh type	No. of Veh	Service interval	Run time (min)	Term time (min)	Avg spd (km/h)	Veh type	No. of Veh	Service interval	Run time (min)	Term time (min)	Avg spd (km/h)	Veh type	No. of Veh	Service interval	Run time (min)	Term time (min)	Avg spd (km/h)	Veh type	No. of Veh	Service interval	Run time (min)	Term time (min)	Avg spd (km/h)	Veh type	No. of Veh	Service interval	Run time (min)	Term time (min)	Avg spd (km/h)	First dep NB or WB	First dep SB or EB	Last dep NB or WB	Last dep SB or EB	
53 STEELES EAST &	Mal																																			
Monday to Friday	21-Jun-10																																			
53 Finch Stn-Pharmacy	19.28	Lift	5	12 ' 00 "	60	0	19.3					Lift	7	9 ' 30 "	61	6	19.0																			
53A Finch Stn-Staines	37.31							Lift	8	13 ' 00 "	98	6	22.8											Lift	10	9 ' 00 "	90	0	24.9							
53B Finch Stn-Markham Rd	33.36	Lift	8	12 ' 00 "	96	0	20.9	Lift	7	13 ' 00 "	90	1	22.2	Lift	11	9 ' 30 "	104	1	19.2	Lift	9	10 ' 00 "	90	0	22.2											
53E Finch Stn-Markham Rd Express	33.36	Lift	9	10 ' 00 "	90	0	22.2							Lift	9	10 ' 30 "	95	0	21.2																	
53F Finch Stn-Staines Express	37.31	Lift	10	10 ' 00 "	98	2	22.8					Lift	10	10 ' 30 "	104	1	21.5	Lift	9	10 ' 00 "	90	0	24.9													
Combined/Average			32	2 ' 44 "					15	6 ' 30 "				37	2 ' 30 "					18	5 ' 00 "						10	9 ' 00 "								
		53 operates SB via Pharmacy					53 operates SB via Victoria Park																													
		53D trips operate in service SB, no service NB																																		
Saturday	29-Nov-08	Saturday early morning					Saturday morning					Saturday afternoon					Saturday early evening					Saturday late evening														
53A Finch Stn-Staines	37.31	Lift	7	12 ' 30 "	86	2	26.0	Lift	5	20 ' 00 "	98	2	22.8	Lift	8.5	12 ' 00 "	98	4	22.8	Lift	6	16 ' 00 "	96	0	23.3	Lift	4	20 ' 00 "	80	0	28.0	559a	605a	135a	1255a	
53B Finch Stn-Markham Rd	33.36							Lift	5	20 ' 00 "	90	10	22.2	Lift	7.5	12 ' 00 "	90	0	22.2																	
Combined/Average			7	12 ' 30 "					10	10 ' 00 "					16	6 ' 00 "					6	16 ' 00 "					4	20 ' 00 "								
Sunday	23-Nov-08	Sunday early morning					Sunday morning					Sunday afternoon					Sunday early evening					Sunday late evening														
53A Finch Stn-Staines	37.31	Lift	5	22 ' 00 "	94	16	23.8	Lift	5	22 ' 00 "	94	16	23.8	Lift	7.5	14 ' 00 "	98	7	22.8	Lift	6	16 ' 00 "	96	0	23.3	Lift	4	20 ' 00 "	80	0	28.0	647a	712a	145a	1245a	
53B Finch Stn-Markham Rd	33.36	Lift	4	22 ' 00 "	86	2	23.3	Lift	4	22 ' 00 "	86	2	23.3	Lift	6.5	14 ' 00 "	90	1	22.2																	
Combined/Average			9	11 ' 00 "					9	11 ' 00 "					14	7 ' 00 "					6	16 ' 00 "														
353 STEELES EAST &	Mal																																			
Overnight, 7 days a week	04-Sep-05																																			
353 Yonge-Middlefield	30.34	Lift	2	30 ' 00 "	48	12	37.9	Lift	2	30 ' 00 "	48	12	37.9	Lift	2	30 ' 00 "	48	12	37.9																	
60 STEELES WEST &	Arw																																			
Monday to Friday	10-May-10	Monday-Friday morning peak period					Monday-Friday midday					Monday-Friday afternoon peak period					Monday-Friday early evening					Monday-Friday late evening														
60B Finch Stn-Martin Grove	35.97																			LF	4	24 ' 00 "	94	2	23.0	LF	3.5	24 ' 00 "	76	8	28.4	602p	450a 658p	132a	609a 126a	
60C Finch Stn-York University	20.15	LF	10	7 ' 30 "	66	9	18.3	LF	6	12 ' 00 "	65	7	18.6	LF	9	8 ' 00 "	70	2	17.3	LF	3	24 ' 00 "	66	6	18.3	LF	2.5	24 ' 00 "	56	4	21.6	644a	620a	215a	124a	
60D Finch Stn-Highway 27	39.22	LF	16	7 ' 30 "	120	0	19.6	LF	9	12 ' 00 "	102	6	23.1	LF	16	8 ' 00 "	120	8	19.6																	
60E Finch Stn-Kipling Express	29.99	LF	8	12 ' 00 "	96	0	18.7							LF	8	12 ' 00 "	96	0	18.7																	
Combined/Average			34	2 ' 51 "					15	6 ' 00 "					33	3 ' 00 "					7	12 ' 00 "					6	12 ' 00 "								
Saturday	29-Nov-08	Saturday early morning					Saturday morning					Saturday afternoon					Saturday early evening					Saturday late evening														
60B Finch Stn-Martin Grove	35.97																			LF	4	20 ' 00 "	80	0	27.0	LF	3.5	24 ' 00 "	76	8	28.4	616p	530a 704p	148a	545a 120a	
60C Finch Stn-York University	20.15							LF	5	11 ' 00 "	54	1	22.4	LF	5	11 ' 00 "	54	1	22.4	LF	3	20 ' 00 "	54	6	22.4	LF	2.5	24 ' 00 "	50	10	24.2	828a	855a	752p 215a	100a	
60D Finch Stn-Highway 27	39.22	LF	6	15 ' 00 "	88	2	26.7	LF	9	11 ' 00 "	92	7	25.6	LF	9	11 ' 00 "	92	7	25.6																	
Combined/Average			6	15 ' 00 "					14	5 ' 30 "					14	5 ' 30 "					7	10 ' 00 "					6	12 ' 00 "								
Sunday	15-Feb-09	Sunday morning					Sunday afternoon					Sunday early evening					Sunday late evening																			
60B Finch Stn-Martin Grove	35.97	LF	6	15 ' 00 "	84	6	25.7	LF	6	15 ' 00 "	84	6	25.7	LF	3.5	24 ' 00 "	80	4	27.0	LF	3.5	24 ' 00 "	76	8	28.4	LF	3.5	24 ' 00 "	76	8	28.4	740a	827a	105a	132a	
60C Finch Stn-York University	20.15	LF	4	15 ' 00 "	54	6	22.4	LF	4	15 ' 00 "	54	6	22.4	LF	2.5	24 ' 00 "	54	6	22.4	LF	2.5	24 ' 00 "	50	10	24.2	LF	2.5	24 ' 00 "	50	10	24.2	927a	922a	215a	130a	
Combined/Average			10	7 ' 30 "					10	7 ' 30 "					6	12 ' 00 "					6	12 ' 00 "					6	12 ' 00 "								



SERVICE SUMMARY

June 20 to July 31, 2010

TORONTO TRANSIT COMMISSION

Route	RT dist (km) and date of last change	No. of Veh	Service interval	Run time (min)	Term time (min)	Avg spd (km/h)	No. of Veh	Service interval	Run time (min)	Term time (min)	Avg spd (km/h)	No. of Veh	Service interval	Run time (min)	Term time (min)	Avg spd (km/h)	No. of Veh	Service interval	Run time (min)	Term time (min)	Avg spd (km/h)	No. of Veh	Service interval	Run time (min)	Term time (min)	Avg spd (km/h)	First dep NB or WB	First dep SB or EB	Last dep NB or WB	Last dep SB or EB					
124 SUNNYBROOK &	Wil																																		
Monday to Friday	10-May-10	Monday-Friday morning peak period						Monday-Friday midday						Monday-Friday afternoon peak period						Monday-Friday early evening						Monday-Friday late evening									
124 Lawrence Stn-Sunnybrook Hospital	5.51	LF	4	6 ' 30 "	26	0	12.7	LF	2	11 ' 00 "	22	0	15.0	LF	3	10 ' 00 "	30	0	11.0	LF	1	20 ' 00 "	20	0	16.5	LF	1	20 ' 00 "	20	0	16.5	610a	558a	110a	100a
Saturday	29-Nov-08	Saturday early morning						Saturday morning						Saturday afternoon						Saturday early evening						Saturday late evening									
124 Lawrence Stn-Sunnybrook Hospital	5.51	LF	1	20 ' 00 "	20	0	16.5	LF	1	20 ' 00 "	20	0	16.5	LF	1	20 ' 00 "	20	0	16.5	LF	1	20 ' 00 "	20	0	16.5	LF	1	20 ' 00 "	20	0	16.5	550a	540a	110a	100a
Sunday	23-Nov-08	Sunday early morning						Sunday morning						Sunday afternoon						Sunday early evening						Sunday late evening									
124 Lawrence Stn-Sunnybrook Hospital	5.51	LF	1	20 ' 00 "	20	0	16.5	LF	1	20 ' 00 "	20	0	16.5	LF	1	20 ' 00 "	20	0	16.5	LF	1	20 ' 00 "	20	0	16.5	LF	1	20 ' 00 "	20	0	16.5	750a	740a	1250a	100a
77 SWANSEA	MtD																																		
Monday to Friday	21-Jun-10	Monday-Friday morning peak period						Monday-Friday midday						Monday-Friday afternoon peak period						Monday-Friday early evening						Monday-Friday late evening									
77 Runnymede Stn-Queensway	6.12	HF	2.5	11 ' 00 "	26	2	14.1	HF	1.4	15 ' 00 "	21	0	17.5	HF	2.0	12 ' 00 "	23	1	16.0	HF	1	22 ' 00 "	22	0	16.7	HF	1	20 ' 00 "	15	5	24.5	548a	535a	135a	124a
		Alternates trips with 71 RUNNYMEDE						Alternates trips with 71 RUNNYMEDE						Alternates trips with 71 RUNNYMEDE						Alternates trips with 71 RUNNYMEDE (St Clair branch)						Alternates trips with 71 RUNNYMEDE (St Clair branch)									
Saturday	26-Jun-10	Saturday early morning						Saturday morning						Saturday afternoon						Saturday early evening						Saturday late evening									
77 Runnymede Stn-Queensway	6.12	LF	1	20 ' 00 "	15	5	24.5	LF	1	20 ' 00 "	19	1	19.3	LF	1	20 ' 00 "	19	1	19.3	LF	1	20 ' 00 "	18	2	20.4	LF	1	20 ' 00 "	15	5	24.5	610a	619a	135a	124a
Sunday	20-Jun-10	Sunday morning						Sunday afternoon						Sunday early evening						Sunday late evening															
77 Runnymede Stn-Queensway	6.12							LF	1	20 ' 00 "	19	1	19.3	LF	1	20 ' 00 "	19	1	19.3	LF	1	20 ' 00 "	17	3	21.6	LF	1	20 ' 00 "	15	5	24.5	854a	840a	112a	124a
168 SYMINGTON &	MtD																																		
Monday to Friday	19-Oct-09	Monday-Friday morning peak period						Monday-Friday midday						Monday-Friday afternoon peak period						Monday-Friday early evening						Monday-Friday late evening									
168 Dundas West Stn-Weston Rd	9.59	LF	8	5 ' 00 "	38	2	15.1	LF	4	10 ' 00 "	38	2	15.1	LF	6	7 ' 20 "	44	0	13.1	LF	4	10 ' 00 "	36	4	16.0	LF	3	12 ' 00 "	30	6	19.2	442a	450a	200a	145a
Saturday	08-Aug-09	Saturday early morning						Saturday morning						Saturday afternoon						Saturday early evening						Saturday late evening									
168 Dundas West Stn-Weston Rd	9.59	LF	3	10 ' 40 "	30	2	19.2	LF	5	10 ' 00 "	48	2	12.0	LF	5	10 ' 00 "	48	2	12.0	LF	3	12 ' 00 "	33	3	17.4	LF	3	12 ' 00 "	30	6	19.2	442a	451a	200a	145a
Sunday	02-Aug-09	Sunday early morning						Sunday morning						Sunday afternoon						Sunday early evening						Sunday late evening									
168 Dundas West Stn-Weston Rd	9.59	LF	2	20 ' 00 "	34	6	16.9	LF	3	15 ' 00 "	38	7	15.1	LF	4	12 ' 00 "	43	5	13.4	LF	3	12 ' 00 "	33	3	17.4	LF	3	12 ' 00 "	30	6	19.2	640a	643a	200a	145a
81 THORNCLIFFE PARK &	Bir																																		
Monday to Friday	21-Jun-10	Monday-Friday morning peak period						Monday-Friday midday						Monday-Friday afternoon peak period						Monday-Friday early evening						Monday-Friday late evening									
81 Pape Stn-Thorncliffe	8.29	LF	5	6 ' 00 "	28	2	17.8	LF	3	10 ' 00 "	30	0	16.6	LF	5	5 ' 30 "	28	0	18.1	LF	3	10 ' 00 "	30	0	16.6	LF	2	12 ' 00 "	24	0	20.7	525a	510a	120a	111a
Saturday	25-Jun-05	Saturday early morning						Saturday morning						Saturday afternoon						Saturday early evening						Saturday late evening									
81 Pape Stn-Thorncliffe	8.29	LF	1	30 ' 00 "	30	0	16.6	LF	4	7 ' 30 "	30	0	16.6	LF	4	7 ' 30 "	30	0	16.6	LF	2	12 ' 00 "	24	0	20.7	LF	2	12 ' 00 "	24	0	20.7	545a	530a	120a	111a
Sunday	19-Jun-05	Sunday early morning						Sunday morning						Sunday afternoon						Sunday early evening						Sunday late evening									
81 Pape Stn-Thorncliffe	8.29	LF	1	30 ' 00 "	30	0	16.6	LF	3	10 ' 00 "	30	0	16.6	LF	3	10 ' 00 "	30	0	16.6	LF	2	12 ' 00 "	24	0	20.7	LF	2	12 ' 00 "	24	0	20.7	645a	630a	120a	111a
<p>Loops clockwise on Thorncliffe Park Drive before 330p, and loops counter-clockwise on Thorncliffe Park Drive after 330p</p>																																			
10 VAN HORNE &	Wil																																		
Monday to Friday	04-Jan-10	Monday-Friday morning peak period						Monday-Friday afternoon peak period						Monday-Friday early evening						Monday-Friday late evening															
10 Don Mills Stn-Victoria Park	7.64	LF	3	10 ' 00 "	28	2	16.4	See 169A HUNTINGWOOD				LF	3	10 ' 00 "	28	2	16.4	See 169A HUNTINGWOOD				See 169A HUNTINGWOOD				See 169A HUNTINGWOOD									
<p>Off peak service provided by 169A HUNTINGWOOD</p>																																			



SERVICE SUMMARY

June 20 to July 31, 2010

TORONTO TRANSIT COMMISSION

Route	RT dist (km) and date of last change	Monday-Friday morning peak period					Monday-Friday midday					Monday-Friday afternoon peak period					Monday-Friday early evening					Monday-Friday late evening																	
		Veh type	No. of Veh	Service interval	Run time (min)	Term time (min)	Avg spd (km/h)	Veh type	No. of Veh	Service interval	Run time (min)	Term time (min)	Avg spd (km/h)	Veh type	No. of Veh	Service interval	Run time (min)	Term time (min)	Avg spd (km/h)	Veh type	No. of Veh	Service interval	Run time (min)	Term time (min)	Avg spd (km/h)	Veh type	No. of Veh	Service interval	Run time (min)	Term time (min)	Avg spd (km/h)	First dep NB or WB	First dep SB or EB	Last dep NB or WB	Last dep SB or EB				
90 VAUGHAN	MtD																																						
Monday to Friday	21-Jun-10																																						
90 St Clair West Stn-Eglinton	6.60	HF	3.5	9' 20"	31	2	12.7						HF	2.5	16' 00"	36	4	11.0																					
90A St Clair West Stn-Oakwood	5.47	HF	2.5	9' 20"	23	1	14.4	HF	2	12' 00"	24	0	13.7	HF	1.5	16' 00"	24	0	13.7	HF	2	12' 00"	24	0	13.7	HF	1	20' 00"	20	0	16.4	529a	542a	907a	923a				
Combined/Average			6	4' 40"				2	12' 00"				4	8' 00"					2	12' 00"					1	20' 00"					330p	336p	626p	632p					
545a	525a	130a	120a																																				
Saturday	26-Jun-10																																						
90A St Clair West Stn-Oakwood	5.47	LF	2	12' 00"	24	0	13.7	LF	3	8' 00"	24	0	13.7	LF	3	8' 00"	24	0	13.7	LF	2	12' 00"	24	0	13.7	LF	1	20' 00"	20	0	16.4	610a	610a	110a	100a				
Sunday	20-Jun-10																																						
90A St Clair West Stn-Oakwood	5.47							LF	2	12' 00"	24	0	13.7	LF	2	12' 00"	24	0	13.7	LF	2	12' 00"	24	0	13.7	LF	1	20' 00"	20	0	16.4	830a	842a	110a	100a				
24 VICTORIA PARK &	Bir																																						
Monday to Friday	21-Jun-10																																						
24 Victoria Park Stn-Steeles	30.58	LF	15	6' 00"	90	0	20.4	LF	9	10' 00"	90	0	20.4	LF	13	7' 30"	96	2	19.1	LF	9	9' 00"	81	0	22.7	LF	6	12' 00"	70	2	26.2	450a	515a	125a	200a				
24A Victoria Park Stn-Don Mills Stn via Consumers Rd	24.53	LF	6	14' 00"	82	2	17.9	LF	2.5	30' 00"	75	0	19.6	LF	6	15' 00"	87	3	16.9																				
24D Victoria Park Stn-Major Mackenzie	57.69							LF	2	30' 00"	145	5	23.9							LF	2	27' 00"	135	0	25.6														
Combined/Average			21	4' 12"				13.5	7' 30"				19	5' 00"					11	9' 00"					6	12' 00"													
Every 3rd 24 operates as a 24D 24A alternates trips with 167 PHARMACY NORTH 24D operates NB through the Highway 7 Industrial area before noon and SB after noon.																																							
24D operates SB through the Highway 7 Industrial area.																																							
Saturday	09-Sep-06																																						
24 Victoria Park Stn-Steeles	30.58	LF	6	15' 00"	84	6	21.8	LF	9	10' 00"	86	4	21.3	LF	12	7' 30"	90	0	20.4	LF	6	13' 20"	80	0	22.9	LF	6	12' 00"	70	2	26.2	521a	557a	124a	159a				
Sunday	29-Mar-09																																						
24 Victoria Park Stn-Steeles	30.58	LF	4	20' 00"	80	0	22.9	LF	5	16' 00"	80	0	22.9	LF	8	10' 30"	84	0	21.8	LF	4	20' 00"	80	0	22.9	LF	4	20' 00"	70	10	26.2	717a	753a	116a	153a				
324 VICTORIA PARK &	Bir																																						
Overnight, 7 days a week	15-Feb-09																																						
324 Kingston-Steeles	35.41	LF	2.7	30' 00"	72	9	29.5	LF	2.7	30' 00"	72	9	29.5	LF	2.7	30' 00"	72	9	29.5																				
Alternates trips with 322 COXWELL																																							
224 VICTORIA PARK NORTH &	Egl																																						
Monday to Friday	10-May-10																																						
224C Don Mills Stn-14th Avenue	22.80	LF	2	40' 00"	68	12	20.1						LF	2	40' 00"	68	12	20.1																					
224D Don Mills Stn-Elgin Mills	37.45	LF	6	20' 00"	115	5	19.5	See 24D VICTORIA PARK					LF	6	20' 00"	115	5	19.5	See 24D VICTORIA PARK					614a	651a	854a	931a												
Combined/Average			8	13' 20"									8	13' 20"									218p	300p	658p	740p													
224D operates NB through the Highway 7 Industrial area and WB/NB on Hillmount.																																							
224D operates SB/EB on Hillmount and SB through the Highway 7 Industrial area.																																							
609a	605a	909a	1005a	143p	243p	643p	743p																																



SERVICE SUMMARY

June 20 to July 31, 2010

TORONTO TRANSIT COMMISSION

Route	RT dist (km) and date of last change	No. of					Run time					Term time					Avg spd					First dep NB or WB	First dep SB or EB	Last dep NB or WB	Last dep SB or EB														
		Veh type	Veh	Service interval	(min)	(min)	(km/h)	Veh type	Veh	Service interval	(min)	(min)	(km/h)	Veh type	Veh	Service interval	(min)	(min)	(km/h)	Veh type	Veh					Service interval	(min)	(min)	(km/h)										
68 WARDEN &	Egl																																						
Monday to Friday	21-Jun-10	Monday-Friday morning peak period					Monday-Friday midday					Monday-Friday afternoon peak period					Monday-Friday early evening					Monday-Friday late evening																	
68 Warden Stn-Steeles	25.06	LF	18	4 ' 20 "	75	3	20.0	LF	8	8 ' 45 "	70	0	21.5	LF	11	7 ' 30 "	81	2	18.6	LF	7	10 ' 00 "	70	0	21.5	LF	3	22 ' 00 "	62	4	24.2	448a	505a	140a	151a				
68B Warden Stn-Major Mackenzie	43.52	LF	2	17 ' 20 "	113	0	23.1	LF	1	35 ' 00 "	104	1	25.1	LF	2	22 ' 30 "	119	9	21.9	LF	1	40 ' 00 "	104	6	25.1									507a	557a	958p	1055p		
Combined/Average			20	4 ' 20 "					9	8 ' 45 "					13	7 ' 30 "					8	10 ' 00 "					3	22 ' 00 "											
			Every 4th 68 operates as a 68B					Every 4th 68 operates as a 68B					Every 3rd 68 operates as a 68B					Every 4th 68 operates as a 68B																					
Saturday	21-Feb-09	Saturday early morning					Saturday morning					Saturday afternoon					Saturday early evening					Saturday late evening																	
68 Warden Stn-Steeles	25.06	LF	2	33 ' 00 "	65	1	23.1	LF	5	13 ' 00 "	65	0	23.1	LF	7	11 ' 00 "	75	2	20.0	LF	1.5	44 ' 00 "	66	0	22.8	LF	3	22 ' 00 "	62	4	24.2	602a	546a	129a	200a				
68B Warden Stn-Major Mackenzie	43.52	LF	3	33 ' 00 "	99	0	26.4	LF	1	39 ' 00 "	104	0	25.1	LF	1	44 ' 00 "	114	7	22.9	LF	2.5	44 ' 00 "	101	9	25.9										515a	558a	948p	1047p	
Combined/Average			5	16 ' 30 "					6	13 ' 00 "					8	11 ' 00 "					4	22 ' 00 "					3	22 ' 00 "											
			Every 3rd 68 operates as a 68B					Every 3rd 68 operates as a 68B					Every 4th 68 operates as a 68B					Every 4th 68 operates as a 68B																					
Sunday	15-Feb-09	Sunday early morning					Sunday morning					Sunday afternoon					Sunday early evening					Sunday late evening																	
68 Warden Stn-Steeles	25.06	LF	1.5	44 ' 00 "	66	0	22.8	LF	6	12 ' 00 "	72	0	20.9	LF	6	12 ' 00 "	72	0	20.9	LF	1.5	44 ' 00 "	66	0	22.8	LF	3	22 ' 00 "	62	4	24.2	716a	751a	137a	207a				
68B Warden Stn-Major Mackenzie	43.52	LF	2.5	44 ' 00 "	104	6	25.1	LF	1	36 ' 00 "	108	0	24.2	LF	1	36 ' 00 "	108	0	24.2	LF	2.5	44 ' 00 "	104	6	25.1											829a	934a	948p	1045p
Combined/Average			4	22 ' 00 "					7	12 ' 00 "					7	12 ' 00 "					4	22 ' 00 "					3	22 ' 00 "											
			Every 3rd 68 operates as a 68B					Every 3rd 68 operates as a 68B					Every 3rd 68 operates as a 68B					Every 3rd 68 operates as a 68B																					
Overnight service north of Sheppard Avenue provided by 324 VICTORIA PARK																						Some early morning trips operate from Warden and Danforth																	
69 WARDEN SOUTH &	Bir																																						
Monday to Friday	21-Jun-10	Monday-Friday morning peak period					Monday-Friday midday					Monday-Friday afternoon peak period					Monday-Friday early evening					Monday-Friday late evening																	
69A Warden Stn-Kingston Rd SB via Warden	6.71	LF	2	13 ' 00 "	25	1	16.1	LF	2	11 ' 00 "	22	0	18.3	LF	2	13 ' 00 "	26	0	15.5	LF	1.5	15 ' 00 "	22	1	18.7	LF	1	20 ' 00 "	20	0	20.1	559a	613a	140a	150a				
69B Warden Stn-Kingston Rd SB via Birchmount	6.71	LF	2	13 ' 00 "	25	1	16.1	LF	2	11 ' 00 "	22	0	18.3	LF	2	13 ' 00 "	26	0	15.5	LF	1.5	15 ' 00 "	23	0	17.9	LF	1	20 ' 00 "	20	0	20.1	626a	620a	130a	140a				
Combined/Average			4	6 ' 30 "					4	5 ' 30 "					4	6 ' 30 "					3	7 ' 30 "					2	10 ' 00 "											
Saturday	09-Jan-10	Saturday early morning					Saturday morning					Saturday afternoon					Saturday early evening					Saturday late evening																	
69A Warden Stn-Kingston Rd SB via Warden	6.71	LF	1	20 ' 00 "	20	0	20.1	LF	1	20 ' 00 "	20	0	20.1	LF	1	20 ' 00 "	20	0	20.1	LF	1	20 ' 00 "	20	0	20.1	LF	1	20 ' 00 "	20	0	20.1	550a	618a	120a	150a				
69B Warden Stn-Kingston Rd SB via Birchmount	6.71	LF	1	20 ' 00 "	20	0	20.1	LF	1	20 ' 00 "	20	0	20.1	LF	1	20 ' 00 "	20	0	20.1	LF	1	20 ' 00 "	20	0	20.1	LF	1	20 ' 00 "	20	0	20.1	610a	610a	130a	130a				
Combined/Average			2	10 ' 00 "					2	10 ' 00 "					2	10 ' 00 "					2	10 ' 00 "					2	10 ' 00 "											
Sunday	03-Jan-10	Sunday morning					Sunday afternoon					Sunday early evening					Sunday late evening																						
69A Warden Stn-Kingston Rd SB via Warden	6.71							LF	1	20 ' 00 "	20	0	20.1	LF	1	20 ' 00 "	20	0	20.1	LF	1	20 ' 00 "	20	0	20.1	LF	1	20 ' 00 "	20	0	20.1	900a	850a	140a	150a				
69B Warden Stn-Kingston Rd SB via Birchmount	6.71							LF	1	20 ' 00 "	20	0	20.1	LF	1	20 ' 00 "	20	0	20.1	LF	1	20 ' 00 "	20	0	20.1	LF	1	20 ' 00 "	20	0	20.1	910a	900a	130a	140a				
Combined/Average									2	10 ' 00 "					2	10 ' 00 "					2	10 ' 00 "					2	10 ' 00 "											
55 WARREN PARK &	MtD																																						
Monday to Friday	04-Aug-09	Monday-Friday morning peak period					Monday-Friday midday					Monday-Friday afternoon peak period					Monday-Friday early evening					Monday-Friday late evening																	
55 Jane Stn-Warren Park	8.42	LF	1	30 ' 00 "	27	3	18.7	LF	1	30 ' 00 "	27	3	18.7	LF	1	30 ' 00 "	27	3	18.7	LF	1	30 ' 00 "	27	3	18.7	LF	1	30 ' 00 "	27	3	18.7	546a	530a	116a	100a				
Saturday	08-Aug-09	Saturday early morning					Saturday midday					Saturday afternoon					Saturday early evening					Saturday late evening																	
55 Jane Stn-Warren Park	8.42	LF	1	30 ' 00 "	27	3	18.7	LF	1	30 ' 00 "	27	3	18.7	LF	1	30 ' 00 "	27	3	18.7	LF	1	30 ' 00 "	27	3	18.7	LF	1	30 ' 00 "	27	3	18.7	546a	530a	116a	100a				
Sunday	02-Aug-09	Sunday midday					Sunday afternoon					Sunday early evening					Sunday late evening																						
55 Jane Stn-Warren Park	8.42							LF	1	30 ' 00 "	27	3	18.7	LF	1	30 ' 00 "	27	3	18.7	LF	1	30 ' 00 "	27	3	18.7	LF	1	30 ' 00 "	27	3	18.7	846a	900a	116a	100a				



SERVICE SUMMARY

June 20 to July 31, 2010

TORONTO TRANSIT COMMISSION

Route	RT dist (km) and date of last change	Monday-Friday morning peak period					Monday-Friday midday					Monday-Friday afternoon peak period					Monday-Friday early evening					Monday-Friday late evening					First dep NB or WB	First dep SB or EB	Last dep NB or WB	Last dep SB or EB						
		Veh type	No. of Veh	Service interval	Run time (min)	Term time (min)	Avg spd (km/h)	Veh type	No. of Veh	Service interval	Run time (min)	Term time (min)	Avg spd (km/h)	Veh type	No. of Veh	Service interval	Run time (min)	Term time (min)	Avg spd (km/h)	Veh type	No. of Veh	Service interval	Run time (min)	Term time (min)	Avg spd (km/h)	Veh type					No. of Veh	Service interval	Run time (min)	Term time (min)	Avg spd (km/h)	
94 WELLESLEY &	MtD																																			
Monday to Friday	21-Jun-10																																			
94 Castle Frank Stn-Ossington Stn	12.17	LF	4.5	16 ' 00 "	60	12	12.2	LF	5	12 ' 00 "	60	0	12.2	LF	3.5	20 ' 00 "	68	2	10.7	LF	4	13 ' 00 "	52	0	14.0	LF	3	15 ' 00 "	45	0	16.2	520a	525a	1252a	115a	
94C Castle Frank Stn-Wellesley Stn	3.91	LF	1.5	16 ' 00 "	24	0	9.8						LF	1.5	20 ' 00 "	24	6	9.8														724a	736a	900a	912a	
Combined/Average			6	8 ' 00 "				5	12 ' 00 "				5	10 ' 00 "					4	13 ' 00 "					3	15 ' 00 "					352p	410p	712p	730p		
112 WEST MALL &	Qsy																																			
Monday to Friday	21-Jun-10																																			
112A Kipling Stn-Eglinton	18.75																																			
112C Kipling Stn-Disco Rd	29.29	LF	5.5	15 ' 00 "	80	3	22.0	LF	4	20 ' 00 "	70	10	25.1	LF	4.5	18 ' 00 "	80	1	22.0	LF	4	18 ' 00 "	70	2	25.1	LF	4	18 ' 00 "	66	6	26.6			510a		
112D Kipling Stn-Skyway	20.96	LF	4.5	15 ' 00 "	62	6	20.3	LF	3	20 ' 00 "	55	5	22.9	LF	3.5	18 ' 00 "	62	1	20.3														525a	543a	112a	103a
112E Kipling Stn-Renfrew & Eringate Exp	18.76																																			
Combined/Average			10	7 ' 30 "				7	10 ' 00 "				8	9 ' 00 "					4	18 ' 00 "					4	18 ' 00 "					552a	626P	631P	704P		
89 WESTON &	MtD																																			
Monday to Friday	04-Jan-10																																			
89 Keele Stn-Albion Rd	20.17	LF	14	5 ' 35 "	78	1	15.6	LF	7	10 ' 00 "	70	0	17.3	LF	11	7 ' 45 "	84	2	14.4	LF	8	9 ' 30 "	76	0	15.9	LF	5	12 ' 00 "	56	4	21.6	415a	445a	210a	203a	
Saturday	09-Jan-10																																			
89 Keele Stn-Albion Rd	20.17	LF	4	15 ' 00 "	60	0	20.2	LF	7	10 ' 00 "	66	4	18.3	LF	9	8 ' 00 "	68	4	17.8	LF	5	12 ' 00 "	56	4	21.6	LF	4	15 ' 00 "	56	4	21.6	435a	510a	215a	245a	
Sunday	03-Jan-10																																			
89 Keele Stn-Albion Rd	20.17	LF	4	15 ' 00 "	60	0	20.2	LF	7	10 ' 30 "	66	7	18.3	LF	7	10 ' 30 "	66	7	18.3	LF	4	15 ' 00 "	56	4	21.6	LF	3	20 ' 00 "	56	4	21.6	530a	600a	215a	245a	



SERVICE SUMMARY

June 20 to July 31, 2010

TORONTO TRANSIT COMMISSION

Route	RT dist (km) and date of last change	No. of Veh	Service interval	Run time (min)	Term time (min)	Avg spd (km/h)	No. of Veh	Service interval	Run time (min)	Term time (min)	Avg spd (km/h)	No. of Veh	Service interval	Run time (min)	Term time (min)	Avg spd (km/h)	No. of Veh	Service interval	Run time (min)	Term time (min)	Avg spd (km/h)	No. of Veh	Service interval	Run time (min)	Term time (min)	Avg spd (km/h)	First dep NB or WB	First dep SB or EB	Last dep NB or WB	Last dep SB or EB								
<p>165 WESTON RD NORTH & Monday to Friday Arw 21-Jun-10 Temporary terminal at York Mills Station (west side of Yonge) during TTC Construction in existing terminal. Service outside Toronto north of Steeles Avenue is provided under contract to York Region.</p>																																						
<p>Monday-Friday morning peak period Monday-Friday midday Monday-Friday afternoon peak period Monday-Friday early evening Monday-Friday late evening</p>																																						
165 York Mills Stn-Steeles	36.66	Lift	16	7 ' 00 "	107	5	20.6	Lift	15	7 ' 30 "	108	4	20.4	Lift	16	7 ' 30 "	115	5	19.1	Lift	9	12 ' 00 "	101	7	21.8	Lift	5	20 ' 00 "	89	11	24.7	520a	518a	155a	150a			
165F York Mills Stn-Canada Drive	55.96	Lift	1.5	42 ' 00 "	160	15	21.0							Lift	1.5	45 ' 00 "	177	11	19.0													554a	602a	800a	932a			
165D York Mills Stn-Major Mackenzie & Highway 400	54.31	Lift	1.5	42 ' 00 "	155	20	21.0	Lift	1	30 ' 00 "	140	0	23.3	Lift	1.5	45 ' 00 "	172	15	18.9	Lift	1	36 ' 00 "	135	9	24.1								158p	330p	543p	630p		
Combined/Average			19	7 ' 00 "				16	7 ' 30 "					19	7 ' 30 "					10	12 ' 00 "					5	20 ' 00 "											
<p>Every 6th 165 operates as a 165D Every 4th 165 operates as a 165D SB 165D/F trips operate via Barmac Every 6th 165 operates as a 165D Every 6th 165 operates as a 165F Every 3rd 165 operates as a 165D</p>																																						
<p>Saturday 26-Jun-10 Saturday early morning Saturday morning Saturday afternoon Saturday early evening Saturday late evening</p>																																						
165 York Mills Stn-Steeles	36.66	Lift	3.5	30 ' 00 "	92	13	23.9	Lift	3.5	30 ' 00 "	101	4	21.8	Lift	4.5	24 ' 00 "	101	7	21.8	Lift	5	24 ' 00 "	101	19	21.8	Lift	5	20 ' 00 "	93	7	23.7	546a	537a	200a	209a			
165A York Mills Stn-Canada's Wonderland	59.69							Lift	5.5	30 ' 00 "	143	22	25.0	Lift	6.5	24 ' 00 "	143	13	25.0	Lift	6	24 ' 00 "	132	12	27.1									831a	1001a	943p	1045p	
165D York Mills Stn-Major Mackenzie & Highway 400	54.31	Lift	4.5	30 ' 00 "	120	15	27.2																										531a	641a	801a	937a		
Combined/Average			8	15 ' 00 "				9	15 ' 00 "					11	12 ' 00 "					11	12 ' 00 "					5	20 ' 00 "											
<p>Sunday 20-Jun-10 Sunday early morning Sunday morning Sunday afternoon Sunday early evening Sunday late evening</p>																																						
165 York Mills Stn-Steeles	36.66	Lift	2.5	40 ' 00 "	94	6	23.4	Lift	2.5	40 ' 00 "	94	6	23.4	Lift	3	32 ' 00 "	94	2	23.4	Lift	3	30 ' 00 "	87	3	25.3	Lift	3	30 ' 00 "	87	3	25.3	817a	915a	102a	1246a			
165A York Mills Stn-Canada's Wonderland	59.69	Lift	3.5	40 ' 00 "	133	7	26.9	Lift	3.5	40 ' 00 "	133	7	26.9	Lift	5	32 ' 00 "	133	27	26.9																841a	956a	802p	827p
165D York Mills Stn-Major Mackenzie & Highway 400	54.31																																	-	818a	-	920a	
Combined/Average			6	20 ' 00 "				6	20 ' 00 "					8	16 ' 00 "					3	30 ' 00 "					3	30 ' 00 "											
<p>98 WILLOWDALE-SENLAC & Monday to Friday Wil 24-Nov-08 Monday-Friday morning peak period Monday-Friday midday Monday-Friday afternoon peak period Monday-Friday early evening Monday-Friday late evening</p>																																						
98 Steeles-Peckham via Sheppard-Yonge Stn	22.06	LF	2.5	30 ' 00 "	75	0	17.7	LF	2	30 ' 00 "	60	0	22.1	LF	2.5	30 ' 00 "	75	0	17.7	LF	2	30 ' 00 "	60	0	22.1	LF	2	30 ' 00 "	60	0	22.1	607a	534a	100a	100a			
98A Sheppard-Yonge Stn-Peckham via Senlac	10.90	LF	1.5	30 ' 00 "	39	6	16.8							LF	1.5	30 ' 00 "	39	6	16.8																540a	534a	911a	914a
Combined/Average			4	15 ' 00 "										4	15 ' 00 "																				302p	308p	700p	638p
<p>Saturday 29-Nov-08 Saturday early morning Saturday morning Saturday afternoon Saturday early evening Monday-Friday late evening</p>																																						
98 Steeles-Peckham via Sheppard-Yonge Stn	22.06	LF	2	30 ' 00 "	60	0	22.1	LF	2	30 ' 00 "	60	0	22.1	LF	2	30 ' 00 "	60	0	22.1	LF	2	30 ' 00 "	60	0	22.1	LF	2	30 ' 00 "	60	0	22.1	600a	600a	100a	100a			
<p>Sunday 23-Nov-08 Sunday morning Sunday afternoon Sunday early evening Sunday late evening</p>																																						
98 Steeles-Peckham via Sheppard-Yonge Stn	22.06							LF	2	30 ' 00 "	60	0	22.1	LF	2	30 ' 00 "	60	0	22.1	LF	2	30 ' 00 "	60	0	22.1	LF	2	30 ' 00 "	60	0	22.1	830a	830a	100a	100a			
<p>Willowdale to Senlac is SB; Senlac to Willowdale is NB</p>																																						



SERVICE SUMMARY

June 20 to July 31, 2010

TORONTO TRANSIT COMMISSION

Route	RT dist (km) and date of last change	No. of					Run time					Term time					Avg spd					First dep NB or WB	First dep SB or EB	Last dep NB or WB	Last dep SB or EB											
		Veh type	Veh	Service interval	(min)	(min)	(km/h)	Veh type	Veh	Service interval	(min)	(min)	(km/h)	Veh type	Veh	Service interval	(min)	(min)	(km/h)	Veh type	Veh					Service interval	(min)	(min)	(km/h)							
<p>96 WILSON & Monday to Friday Arw 21-Jun-10 Temporary terminal at York Mills Station (west side of Yonge) during TTC Construction in existing terminal. <i>96H and 96K branch designations are for internal purposes only</i></p>																																				
<p>Monday-Friday morning peak period Monday-Friday midday Monday-Friday afternoon peak period Monday-Friday early evening Monday-Friday late evening</p>																																				
96 York Mills Stn-Humberline & Finch	40.18																										450a	540a								
96A York Mills Stn-Carrier Dr via Kipling and John Garland	43.63	Lift	6.5	20 ' 00 "	121	9	21.7	Lift	8.5	15 ' 00 "	127	1	20.6	Lift	4.5	30 ' 00 "	128	7	20.5	Lift	4.5	24 ' 00 "	106	2	24.7	Lift	2.5	40 ' 00 "	100	0	26.2	524a	557a	100a	118a	
96B York Mills Stn-Humberline & Albion Rd	43.05	Lift	7	20 ' 00 "	130	10	19.9	Lift	8.5	15 ' 00 "	127	1	20.3	Lift	4.5	30 ' 00 "	134	1	19.3	Lift	4.5	24 ' 00 "	108	0	23.9	Lift	2.5	40 ' 00 "	100	0	25.8	542a	612a	120a	1250a	
96C York Mills Stn-Thistledown via Albion Rd	37.03	Lift	4.5	20 ' 00 "	89	1	25.0							Lift	4	24 ' 00 "	96	0	23.1																	
96E Wilson Stn-Humber College Express	32.93	Lift	4	21 ' 00 "	84	0	23.5							Lift	4	21 ' 00 "	84	0	23.5																	
96G York Mills Stn - Sheppard & Torbarrie	23.82	Lift	4	20 ' 00 "	75	5	19.1							Lift	3	30 ' 00 "	84	6	17.0																	
96H Wilson Stn-Thistledown via Albion																																				
96S to Wilson Stn	25.86							Lift	2	30 ' 00 "	60	0	25.9							Lift	2	30 ' 00 "	60	0	25.9											
96C To Thistledown via Albion																																				
96K Wilson Stn-Tandridge and Islington																																				
96S to Wilson Stn	23.89																									Lift	2	30 ' 00 "	60	0	23.9	930p	1002p	102a	100a	
96F To Tandridge and Isling. via Albion																																				
Combined/Average			26	4 ' 02 "					19	6 ' 00 "					20	5 ' 17 "					11	8 ' 34 "					7	12 ' 00 "								
<p>96G operates NB on Clayson and SB on Torbarrie. 96G operates NB on Torbarrie and SB on Clayson.</p>																																				
<p>Saturday 26-Jun-10 Saturday early morning Saturday morning Saturday afternoon Saturday early evening Saturday late evening</p>																																				
96A York Mills Stn-Carrier Dr via Kipling and John Garland	43.63	Lift	3.5	30 ' 00 "	100	5	26.2	Lift	4	30 ' 00 "	116	4	22.6													Lift	2.5	44 ' 00 "	105	5	24.9	525a	450a	1155a	1150a	
96B York Mills Stn-Humberline & Albion Rd	43.05	Lift	3.5	30 ' 00 "	102	3	25.3	Lift	4	30 ' 00 "	118	2	21.9	Lift	5.5	24 ' 00 "	118	14	21.9	Lift	5	24 ' 00 "	112	8	23.1	Lift	2.5	44 ' 00 "	105	5	24.6	540a	534a	128a	1253a	
96D York Mills Stn-Carrier Dr & Westmore Dr.	45.71													Lift	5.5	24 ' 00 "	124	8	22.1	Lift	5	24 ' 00 "	118	2	23.2											
96H Wilson Stn-Thistledown via Albion																																				
96S to Wilson Stn	25.86	Lift	2	30 ' 00 "	60	0	25.9	Lift	2	30 ' 00 "	60	0	25.9	Lift	2	30 ' 00 "	60	0	25.9	Lift	2	30 ' 00 "	60	0	25.9											
96C To Thistledown via Albion																																				
96K Wilson Stn-Tandridge and Islington																																				
96S to Wilson Stn	23.89																									Lift	2	30 ' 00 "	60	0	23.9	940p	1012p	110a	1242a	
96F To Tandridge and Isling. via Albion																																				
Combined/Average			9	10 ' 00 "					10	10 ' 00 "					13	8 ' 34 "					12	8 ' 34 "					7	12 ' 42 "								
<p>Sunday 20-Jun-10 Sunday early morning Sunday morning Sunday afternoon Sunday early evening Sunday late evening</p>																																				
96A York Mills Stn-Carrier Dr via Kipling and John Garland	43.63	Lift	2.5	45 ' 00 "	108	5	24.2	Lift	3	40 ' 00 "	116	4	22.6													Lift	2.5	45 ' 00 "	108	5	24.2	557a	526a	1135a	1157a	
96B York Mills Stn-Humberline & Albion Rd	43.05	Lift	2.5	45 ' 00 "	110	3	23.5	Lift	3	40 ' 00 "	118	2	21.9	Lift	4.5	30 ' 00 "	118	17	21.9	Lift	3	40 ' 00 "	110	10	23.5	Lift	2.5	45 ' 00 "	108	5	23.9	535a	548a	102a	113a	
96D York Mills Stn-Carrier Dr & Westmore Dr.	45.71													Lift	4.5	30 ' 00 "	123	12	22.3	Lift	3	40 ' 00 "	116	4	23.6											
96H Wilson Stn-Thistledown via Albion																																				
96S to Wilson Stn	25.86	Lift	2	30 ' 00 "	60	0	25.9	Lift	2	30 ' 00 "	60	0	25.9	Lift	2	30 ' 00 "	60	0	25.9	Lift	2	30 ' 00 "	60	0	25.9											
96C To Thistledown via Albion																																				
96K Wilson Stn-Tandridge and Islington																																				
96S to Wilson Stn	23.89																									Lift	2	30 ' 00 "	60	0	23.9	953p	1025p	103a	1225a	
96F To Tandridge and Isling. via Albion																																				
Combined/Average			7	12 ' 51 "					8	12 ' 00 "					11	10 ' 00 "					8	12 ' 00 "					7	12 ' 51 "								
<p>96C/H/K operates EB via Tandridge before 3:00pm and WB via Tandridge after 3:00 pm.</p>																																				
<p>319 WILSON & Overnight, 7 days a week Arw 26-Nov-06 Monday-Friday overnight Saturday overnight Sunday overnight</p>																																				
319 York Mills Stn-Martin Grove & Steeles	40.76	LF	3	30 ' 00 "	90	0	27.2	LF	3	30 ' 00 "	90	0	27.2	LF	3	30 ' 00 "	90	0	27.2																	

**SERVICE SUMMARY**

June 20 to July 31, 2010

TORONTO TRANSIT COMMISSION

Route	RT dist (km) and date of last change	No. of Veh	Service interval	Run time (min)	Term time (min)	Avg spd (km/h)	No. of Veh	Service interval	Run time (min)	Term time (min)	Avg spd (km/h)	No. of Veh	Service interval	Run time (min)	Term time (min)	Avg spd (km/h)	No. of Veh	Service interval	Run time (min)	Term time (min)	Avg spd (km/h)	No. of Veh	Service interval	Run time (min)	Term time (min)	Avg spd (km/h)	First dep NB or WB	First dep SB or EB	Last dep NB or WB	Last dep SB or EB
-------	--------------------------------------	------------	------------------	----------------	-----------------	----------------	------------	------------------	----------------	-----------------	----------------	------------	------------------	----------------	-----------------	----------------	------------	------------------	----------------	-----------------	----------------	------------	------------------	----------------	-----------------	----------------	--------------------	--------------------	-------------------	-------------------

91 WOODBINE & BIR		Monday-Friday morning peak period						Monday-Friday midday						Monday-Friday afternoon peak period						Monday-Friday early evening						Monday-Friday late evening															
91 Woodbine Stn-Lawrence	15.39	LF	2	25' 00"	50	0	18.5	LF	2	25' 00"	50	0	18.5	LF	2	25' 00"	50	0	18.5	LF	2	25' 00"	50	0	18.5	LF	1	20' 00"	20	0	22.4	LF	1	20' 00"	20	0	22.4	459a	524a	639p	700p
91A Woodbine Stn-Parkview Hills	7.47	LF	1	25' 00"	25	0	17.9	LF	1	23' 00"	23	0	19.5	LF	1	25' 00"	25	0	17.9	LF	1	20' 00"	20	0	22.4	LF	1	20' 00"	20	0	22.4	LF	1	20' 00"	20	0	22.4	639a	626a	1250a	100a
91C Woodbine Stn-York Mills	23.98							LF	3	23' 00"	69	0	20.9	LF	3	20' 00"	58	2	24.8	LF	3	20' 00"	58	2	24.8	LF	2	30' 00"	58	2	24.8	LF	2	30' 00"	58	2	24.8	946a	617a	105a	105a
91F Woodbine Stn-York Mills via Railside	26.26	LF	3	25' 00"	74	1	21.3	LF	3	25' 00"	75	0	21.0	LF	3	25' 00"	75	0	21.0	LF	3	20' 00"	58	2	24.8	LF	2	30' 00"	58	2	24.8	LF	2	30' 00"	58	2	24.8	606a	257p	922a	640p
Combined/Average			6	8' 20"				4	11' 30"					6	8' 20"					4	10' 00"					3	12' 00"														

91F operates WB on Railside during morning peak period, and operates EB via Railside during afternoon peak period.

Saturday		Saturday early morning						Saturday morning						Saturday afternoon						Saturday early evening						Saturday late evening															
91A Woodbine Stn-Parkview Hills	7.47	LF	1	24' 00"	24	0	18.7	LF	1	24' 00"	24	0	18.7	LF	1	24' 00"	24	0	18.7	LF	1	20' 00"	20	0	22.4	LF	1	20' 00"	20	0	22.4	LF	1	20' 00"	20	0	22.4	632a	620a	1258a	108a
91C Woodbine Stn-York Mills	23.98	LF	3	20' 00"	60	0	24.0	LF	3	20' 00"	60	0	24.0	LF	3	20' 00"	60	0	24.0	LF	3	20' 00"	58	2	24.8	LF	2	30' 00"	58	2	24.8	LF	2	30' 00"	58	2	24.8	623a	613a	103a	103a
Combined/Average			4	12' 00"				4	10' 54"					4	12' 00"					4	10' 00"					3	12' 00"														

Sunday		Sunday morning						Sunday afternoon						Sunday early evening						Sunday late evening																					
91A Woodbine Stn-Parkview Hills	7.47	LF	1	24' 00"	24	0	18.7	LF	1	24' 00"	24	0	18.7	LF	1	20' 00"	20	0	22.4	LF	1	20' 00"	20	0	22.4	LF	1	20' 00"	20	0	22.4	LF	1	20' 00"	20	0	22.4	920a	908a	1258a	108a
91C Woodbine Stn-York Mills	23.98	LF	3	20' 00"	60	0	24.0	LF	3	20' 00"	60	0	24.0	LF	3	20' 00"	60	0	24.0	LF	3	20' 00"	58	2	24.8	LF	2	30' 00"	58	2	24.8	LF	2	30' 00"	58	2	24.8	902a	852a	103a	102a
Combined/Average			4	12' 00"				4	12' 00"					4	12' 00"					4	12' 00"					3	12' 00"														

91C/F operates NB via Laurentide before noon, and operates NB via Valley Woods after noon

92 WOODBINE SOUTH & BIR		Monday-Friday morning peak period						Monday-Friday midday						Monday-Friday afternoon peak period						Monday-Friday early evening						Monday-Friday late evening															
92 Woodbine Stn-Lake Shore	5.79	LF	3	9' 00"	27	0	12.9	LF	3	8' 00"	20	4	17.4	LF	4	6' 45"	27	0	12.9	LF	2	10' 00"	20	0	17.4	LF	2	10' 00"	20	0	17.4	LF	2	10' 00"	20	0	17.4	534a	521a	110a	100a
92 Woodbine Stn-Lake Shore	5.79	LF	2	12' 00"	20	4	17.4	LF	3	8' 00"	20	4	17.4	LF	3	8' 00"	24	0	14.5	LF	2	10' 00"	20	0	17.4	LF	2	10' 00"	20	0	17.4	LF	2	10' 00"	20	0	17.4	610a	555a	110a	100a
92 Woodbine Stn-Lake Shore	5.79	LF	3	8' 00"	20	4	17.4	LF	3	8' 00"	24	0	14.5	LF	2	10' 00"	20	0	17.4	LF	2	10' 00"	20	0	17.4	LF	2	10' 00"	20	0	17.4	LF	2	10' 00"	20	0	17.4	857a	845a	110a	100a



SERVICE SUMMARY

June 20 to July 31, 2010

TORONTO TRANSIT COMMISSION

Route	RT dist (km) and date of last change	No. of					Run time					Term time					Avg spd					First dep NB or WB	First dep SB or EB	Last dep NB or WB	Last dep SB or EB															
		Veh type	Veh	Service interval	(min)	(min)	(km/h)	Veh type	Veh	Service interval	(min)	(min)	(km/h)	Veh type	Veh	Service interval	(min)	(min)	(km/h)	Veh type	Veh					Service interval	(min)	(min)	(km/h)											
97 YONGE &	Wil	Temporary terminal at York Mills Station (west side of Yonge) during TTC Construction in existing terminal.																																						
Monday to Friday	21-Jun-10	Monday-Friday morning peak period					Monday-Friday midday					Monday-Friday afternoon peak period					Monday-Friday early evening					Monday-Friday late evening																		
97 Davisville Stn-Steeles	23.94																LF 2.5 30' 00" 75 0 19.2					LF 2.5 30' 00" 75 0 19.2					700p	609p	1200a	1208a										
97A Davisville Stn-York Mills Stn via Yonge Blvd	12.92	LF	2	30' 00"	48	12	16.2						LF	2	30' 00"	48	12	16.2	LF	1.5	30' 00"	40	5	19.4	LF	1.5	30' 00"	40	5	19.4	536a	606a	915a	851a						
97B Queens Quay-Steeles	36.68	LF	5	30' 00"	150	0	14.7						LF	5	30' 00"	150	0	14.7						315p	244p	1215a	1240a													
97C St Clair Stn-Steeles	26.02						LF	3	30' 00"	90	0	17.3											631a	646a	901a	846a														
97D St Clair Stn-York Mills Stn via Yonge Blvd	15.21						LF	2	30' 00"	60	0	15.2											254p	139p	558p	539p														
Combined/Average		7 15' 00"					5 15' 00"					7 15' 00"					4 15' 00"									954a	909a	254p	109p											
		97B operates via Yonge, Wellington, Bay, Queens Quay and Yonge										97B operates via Yonge, Queens Quay, Bay, Front and Yonge														939a	909a	239p	212p											
Saturday	26-Jun-10	Saturday early morning					Saturday morning					Saturday afternoon					Saturday early evening					Saturday late evening																		
97 Davisville Stn-Steeles	23.94	LF	2.5	30' 00"	75	0	19.2	LF	3	30' 00"	80	10	18.0	LF	3	30' 00"	80	10	18.0	LF	3	30' 00"	80	10	18.0	LF	2.5	30' 00"	75	0	19.2	545a	623a	1245a	1253a					
97A Davisville Stn-York Mills Stn via Yonge Blvd	12.92	LF	1.5	30' 00"	41	4	18.9	LF	2	30' 00"	46	14	16.9	LF	2	30' 00"	46	14	16.9	LF	2	30' 00"	46	14	16.9	LF	1.5	30' 00"	40	5	19.4	600a	555a	106a	121a					
Combined/Average		4 15' 00"					5 15' 00"					5 15' 00"					5 15' 00"					4 15' 00"																		
Sunday	20-Jun-10	Sunday morning					Sunday afternoon					Sunday early evening					Sunday late evening																							
97 Davisville Stn-Steeles	23.94						LF	3	30' 00"	80	10	18.0	LF	3	30' 00"	80	10	18.0	LF	2.5	30' 00"	75	0	19.2	LF	2.5	30' 00"	75	0	19.2	900a	850a	1200a	1208a						
97A Davisville Stn-York Mills Stn via Yonge Blvd	12.92						LF	2	30' 00"	46	14	16.9	LF	2	30' 00"	46	14	16.9	LF	1.5	30' 00"	36	9	21.5	LF	1.5	30' 00"	40	5	19.4	915a	922a	1215a	1245a						
Combined/Average		5 15' 00"					5 15' 00"					4 15' 00"					4 15' 00"																							
Overnight service provided by 320 YONGE																																								
1 YONGE-UNIVERSITY-SPADINA SUBWAY &	WilSub/Egl/Mtd/Wil	Temporary late evening closure for tunnel liner replacement, Sunday to Friday. Trains replaced by buses north of Eglinton Station after approximately 12:30 a.m.																																						
Monday to Friday	21-Jun-10	Monday-Friday morning peak period					Monday-Friday midday					Monday-Friday afternoon peak period					Monday-Friday early evening					Monday-Friday late evening																		
1 Finch Stn - Downsview Stn	60.45	6carHT	25	4' 42"	118	0	30.9	6carHT	29	4' 04"	118	0	30.7	6carHT	43	2' 46"	119	0	30.5	6carHT	27	4' 15"	115	0	31.6	6carHT	23	4' 52"	112	0	32.4	603a	540a	1141p	1215a					
1 Finch Stn - St Clair West Stn	45.06	6carHT	19	4' 42"	89	0	30.3																																	
Gap Trains		6carHT	2	Gap Trains																																				
1 Eglinton Stn - Downsview Stn	43.46																					6carHT 18 4' 52" 88 0 29.8					118a 128a													
1 Eglinton Stn - Finch Stn replacement bus	22.49																					LF 18 3' 00" 54 0 25.0					1213a 1208a 210a 150a													
Combined/Average		46 2' 21"					29 4' 04"					43 2' 46"					27 4' 15"																							
Saturday	06-Sep-08	Saturday early morning					Saturday morning					Saturday afternoon					Saturday early evening					Saturday late evening																		
1 Finch Stn - Downsview Stn	60.45	6carHT	23	4' 52"	112	0	32.4	6carHT	28	4' 03"	113	0	32.0	6carHT	28	4' 03"	113	0	32.0	6carHT	23	4' 52"	112	0	32.4	6carHT	23	4' 52"	112	0	32.4	600a	557a	118a	116a					
Sunday	15-Feb-09	Sunday morning					Sunday afternoon					Sunday early evening					Sunday late evening																							
1 Finch Stn - Downsview Stn	60.45						6carHT	23	4' 52"	112	0	32.4	6carHT	23	4' 52"	112	0	32.4	6carHT	23	4' 52"	112	0	32.4	6carHT	23	4' 52"	112	0	32.4	6carHT	23	4' 52"	112	0	32.4	900a	857a	1141p	1215a
1 Eglinton Stn - Downsview Stn	43.46																					6carHT 18 4' 52" 88 0 29.8					118a 128a													
1 Eglinton Stn - Finch Stn replacement bus	22.49																					LF 12 4' 30" 54 0 25.0					1213a 1208a 210a 150a													
Finch to Downsview is SB; Downsview to Finch is NB																																								
320 YONGE &	Egl/Mtd/Wil																																							
Overnight, 7 days a week	02-Apr-07	Monday-Friday overnight					Saturday overnight					Sunday overnight																												
320 Queens Quay - Steeles	36.19	LF	6	15' 00"	90	0	24.1	LF	6	15' 00"	90	0	24.1	LF	6	15' 00"	90	0	24.1																					
Additional service operates 130a to 300a and 500a to 600a																																								



SERVICE SUMMARY

June 20 to July 31, 2010

TORONTO TRANSIT COMMISSION

Route	RT dist (km) and date of last change	No. of					Run time					Term time					Avg spd					First dep NB or WB	First dep SB or EB	Last dep NB or WB	Last dep SB or EB												
		Veh type	Veh	Service interval	(min)	(min)	(km/h)	Veh type	Veh	Service interval	(min)	(min)	(km/h)	Veh type	Veh	Service interval	(min)	(min)	(km/h)	Veh type	Veh					Service interval	(min)	(min)	(km/h)								
95 YORK MILLS & Monday to Friday	Mal/Wil 21-Jun-10	Temporary terminal at York Mills Station (west side of Yonge) during TTC Construction in existing terminal.																																			
		Monday-Friday morning peak period					Monday-Friday midday					Monday-Friday afternoon peak period					Monday-Friday early evening					Monday-Friday late evening															
95 York Mills Stn-Kingston Rd	42.82	LF	17	8 ' 00 "	135	1	19.0	LF	8	15 ' 00 "	116	4	22.2	LF	11	12 ' 00 "	130	2	19.8	LF	7.5	15 ' 00 "	110	3	23.4	LF	7	14 ' 00 "	96	2	26.8	505a	550a	152a	151a		
95A York Mills Stn-Victoria Pk	15.96	LF	8	8 ' 00 "	60	4	16.0							LF	6	12 ' 00 "	62	10	15.4																		
95B York Mills Stn-U of T Scarborough	37.64							LF	7	15 ' 00 "	102	3	22.1							LF	6.5	15 ' 00 "	90	8	25.1												
95E York Mills Stn-U of T Scarborough Express	37.64	LF	12	9 ' 00 "	108	0	20.9							LF	10	12 ' 00 "	114	6	19.8																		
Combined/Average			37	2 ' 46 "					15	7 ' 30 "					27	4 ' 00 "					14	7 ' 30 "					7	14 ' 00 "									
Saturday	26-Jun-10	Saturday early morning					Saturday morning					Saturday afternoon					Saturday early evening					Saturday late evening															
95 York Mills Stn-Kingston Rd	42.82	LF	12	9 ' 00 "	108	0	23.8	LF	12	9 ' 00 "	108	0	23.8	LF	15	7 ' 20 "	108	2	23.8	LF	8	12 ' 30 "	100	0	25.7	LF	6	15 ' 00 "	90	0	28.5	609a	600a	130a	1245a		
Sunday	20-Jun-10	Sunday early morning					Sunday morning					Sunday afternoon					Sunday early evening					Sunday late evening															
95 York Mills Stn-Kingston Rd	42.82	LF	10	11 ' 00 "	105	5	24.5	LF	10	11 ' 00 "	105	5	24.5	LF	11	10 ' 00 "	105	5	24.5	LF	6	17 ' 30 "	101	4	25.4	LF	5	18 ' 00 "	90	0	28.5	736a	830a	122a	1250a		
321 YORK MILLS & Overnight, 7 days a week	Mal 02-Aug-09	Monday-Friday overnight					Saturday overnight					Sunday overnight																									
321 York Mills Stn-Finch via Neilson	48.28	LF	3	30 ' 00 "	90	0	32.2	LF	3	30 ' 00 "	90	0	32.2	LF	3	30 ' 00 "	90	0	32.2																		
106 YORK UNIVERSITY & Monday to Friday	Wil 23-Nov-09	Monday-Friday morning peak period					Monday-Friday midday					Monday-Friday afternoon peak period					Monday-Friday early evening					Monday-Friday late evening															
106 Downsview Stn-York University	18.07	LF	7	8 ' 15 "	57	1	18.9	LF	4	15 ' 00 "	53	7	20.5	LF	6	9 ' 30 "	57	0	19.0	LF	3	18 ' 00 "	53	1	20.5	LF	3	18 ' 00 "	50	4	21.7	601a	545a	245a	215a		
Saturday	09-Sep-06	Saturday early morning					Saturday morning					Saturday afternoon					Saturday early evening					Saturday late evening															
106 Downsview Stn-York University	18.07	LF	4	15 ' 00 "	51	9	21.3	LF	4	15 ' 00 "	51	9	21.3	LF	4	15 ' 00 "	51	9	21.3	LF	3	15 ' 00 "	45	0	24.1	LF	3	15 ' 00 "	45	0	24.1	600a	600a	215a	215a		
Sunday	03-Sep-06	Sunday morning					Sunday afternoon					Sunday early evening					Sunday late evening																				
106 Downsview Stn-York University	18.07							LF	4	15 ' 00 "	50	10	21.7	LF	4	15 ' 00 "	50	10	21.7	LF	2	30 ' 00 "	45	15	24.1	LF	2	30 ' 00 "	45	15	24.1	915a	845a	115a	1245a		
196 YORK UNIVERSITY ROCKET Monday to Friday	Wil 21-Jun-10	Monday-Friday morning peak period					Monday-Friday midday					Monday-Friday afternoon peak period					Monday-Friday early evening					Monday-Friday late evening															
196A Downsview Stn-York University Express	16.7							HF	3	11 ' 00 "	30	3	33.3							HF	2	15 ' 00 "	30	0	33.3	HF	3	10 ' 00 "	30	0	33.3	1036a	1042a	300p	253p		
196A Downsview Stn-York University Express via Sentinel	17.5	HF	4	9 ' 00 "	32	4	32.8							HF	3	12 ' 00 "	32	4	32.8																		
196B Sheppard-Yonge Stn-York University Express via Downsview Stn	26.4							HF	5	11 ' 00 "	49	6	32.3							HF	4	15 ' 00 "	50	10	31.6												
196B Sheppard-Yonge Stn-York University Express via Downsview Stn and Sentinel	27.2	HF	6	9 ' 00 "	52	2	31.4							HF	5	12 ' 00 "	52	8	31.4																		
Combined/Average			10	4 ' 30 "					8	5 ' 30 "					8	6 ' 00 "					6	7 ' 30 "					3	10 ' 00 "									
				Operates SB via Sentinel												Operates NB via Sentinel																					
Saturday	28-Nov-09	Saturday early morning					Saturday morning					Saturday afternoon					Saturday early evening					Saturday late evening															
196A Downsview Stn-York University Express	16.7	LF	2	15 ' 00 "	30	0	33.3	LF	2	15 ' 00 "	30	0	33.3	LF	2	15 ' 00 "	30	0	33.3	LF	2	15 ' 00 "	30	0	33.3	LF	2	15 ' 00 "	30	0	33.3	700a	700a	215a	230a		
Sunday	22-Nov-09	Sunday morning					Sunday afternoon					Sunday early evening					Sunday late evening																				
196A Downsview Stn-York University Express	16.7							LF	2	15 ' 00 "	30	0	33.3	LF	2	15 ' 00 "	30	0	33.3	LF	2	15 ' 00 "	30	0	33.3	LF	2	15 ' 00 "	30	0	33.3	900a	845a	100a	115a		



SERVICE SUMMARY

TORONTO TRANSIT COMMISSION

June 20 to July 31, 2010

Summary of vehicles and trains in service

	MONDAY-FRIDAY						SATURDAY						SUNDAY					
	After-noon	Early Evening	Late Evening	Over-night	Early Morning	Morning	After-noon	Early Evening	Late Evening	Over-night	Early Morning	Morning	After-noon	Early Evening	Late Evening	Over-night		
	Morning	Midday																
BUSES																		
Arrow Road Garage																		
12m lift-equipped buses	46	38	49	27	17	0	17	24	25	23	14	0	12	19	19	16	10	0
12m low-floor buses	162	102	156	89	57	9	63	97	99	86	49	9	43	78	81	66	43	9
Total, Arrow Road Garage	208	140	205	116	74	9	80	121	124	109	63	9	55	97	100	82	53	9
Birchmount Garage																		
12m non-accessible buses	7	4	7	0	0	0	0	0	0	0	0	0	0	0	0	0	0	0
12m low-floor buses	137	93	134	82	55	6	65	79	80	60	48	6	49	68	71	51	46	4
Total, Birchmount Garage	144	97	141	82	55	6	65	79	80	60	48	6	49	68	71	51	46	4
Eglinton Garage																		
12m non-accessible buses	0	3	3	0	0	0	0	0	0	0	0	0	0	0	0	0	0	0
12m low-floor buses	220	129	199	124	72	6	82	125	126	95	57	8	75	105	105	77	58	7
Total, Eglinton Garage	220	132	202	124	72	6	82	125	126	95	57	8	75	105	105	77	58	7
Malvern Garage																		
12m non-accessible buses	6	0	6	0	0	0	0	0	0	0	0	0	0	0	0	0	0	0
12m lift-equipped buses	92	48	84	45	28	1	19	41	41	25	11	1	25	35	35	19	14	1
12m low-floor buses	124	77	120	78	48	4	60	82	83	61	38	4	39	61	61	53	32	4
Total, Malvern Garage	222	125	210	123	76	5	79	123	124	86	49	5	64	96	96	72	46	5
Mount Dennis Garage																		
12m non-accessible buses	50	26	43	22	15	2	0	0	0	0	0	0	0	0	0	0	0	0
12m low-floor buses	172	108	160	95	65	4	97	148	148	98	68	5	76	114	114	83	64	5
Total, Mount Dennis	222	134	203	117	80	6	97	148	148	98	68	5	76	114	114	83	64	5
Queensway Garage																		
12m non-accessible buses	13	9	15	8	6	0	4	7	7	4	4	0	3	7	7	4	4	0
12m low-floor buses	103	74	103	58	43	3	47	62	68	50	38	3	35	51	53	44	38	3
Total, Queensway Garage	116	83	118	66	49	3	51	69	75	54	42	3	38	58	60	48	42	3
Wilson Garage																		
12m non-accessible buses	11	8	12	6	4	0	0	0	0	0	0	0	0	0	0	0	0	0
12m lift-equipped buses	44	28	41	25	20	0	23	33	36	24	11	0	11	28	28	11	8	0
12m low-floor buses	157	91	142	78	56	5	69	80	82	64	56	4	60	75	75	60	52	7
Total, Wilson Garage	212	127	195	109	80	5	92	113	118	88	67	4	71	103	103	71	60	7
Total, BUSES																		
12m non-accessible buses	87	50	86	36	25	2	4	7	7	4	4	0	3	7	7	4	4	0
12m lift-equipped buses	182	114	174	97	65	1	59	98	102	72	36	1	48	82	82	46	32	1
12m low-floor buses	1075	674	1014	604	396	37	483	673	686	514	354	39	377	552	560	434	333	39
Total, all buses	1344	838	1274	737	486	40	546	778	795	590	394	40	428	641	649	484	369	40

Notes:

SERVICE OUTSIDE TORONTO

Service is operated outside Toronto on the following routes:

160 BATHURST NORTH, 17 BIRCHMOUNT, 105 DUFFERIN NORTH, 32 EGLINTON WEST, 37 ISLINGTON, 35 JANE, 107 KEELE NORTH, 58 MALTON, 102 MARKHAM RD, 129 MCCOWAN NORTH, 24 VICTORIA PARK, 224 VICTORIA PARK NORTH, 68 WARDEN and 165 WESTON RD NORTH.

Bus numbers include buses required for City and/or TTC construction.

	MONDAY-FRIDAY						SATURDAY						SUNDAY					
	After-noon	Early Evening	Late Evening	Over-night	Early Morning	Morning	After-noon	Early Evening	Late Evening	Over-night	Early Morning	Morning	After-noon	Early Evening	Late Evening	Over-night		
	Morning	Midday																
STREETCARS																		
Roncesvalles Carhouse																		
CLRVs	78	61	79	50	35	2	37	60	60	41	33	2	26	42	42	29	23	2
ALRVs	25	18	18	17	13	2	12	22	22	17	13	2	12	24	24	20	14	2
Total, Roncesvalles	103	79	97	67	48	4	49	82	82	58	46	4	38	66	66	49	37	4
Russell Carhouse																		
CLRVs	59	57	63	47	23	1	30	54	54	45	24	1	24	47	47	37	21	1
ALRVs	11	11	11	10	7	1	9	18	18	14	9	1	7	12	12	11	9	1
Total, Russell Carhouse	70	68	74	57	30	2	39	72	72	59	33	2	31	59	59	48	30	2
Total, STREETCARS																		
CLRVs	137	118	142	97	58	3	67	114	114	86	57	3	50	89	89	66	44	3
ALRVs	36	29	29	27	20	3	21	40	40	31	22	3	19	36	36	31	23	3
Total, all streetcars	173	147	171	124	78	6	88	154	154	117	79	6	69	125	125	97	67	6
SUBWAY																		
Wilson Carhouse																		
4-car subway trains	4	4	4	4	4	0	4	4	4	4	4	0	0	4	4	4	4	0
6-car subway trains	46	29	43	27	23	0	23	28	28	23	23	0	0	23	23	23	23	0
Greenwood Carhouse																		
6-car subway trains	35	22	34	24	20	0	20	20	21	20	20	0	0	20	20	20	20	0
Total, SUBWAY TRAINS																		
4-car subway trains	4	4	4	4	4	0	4	4	4	4	4	0	0	4	4	4	4	0
6-car subway trains	81	51	77	51	43	0	43	48	49	43	43	0	0	43	43	43	43	0
Total, all subway trains	85	55	81	55	47	0	47	52	53	47	47	0	0	47	47	47	47	0
McCowan Carhouse																		
4-car RT trains	6	4	6	4	4	0	4	4	4	4	4	0	0	4	4	4	4	0

ARTICULATED STREETCARS (ALRVs)

Monday to Friday ALRVs are used on 501 QUEEN, some morning peak-period runs on 504 KING

Saturdays ALRVs are used on 501 QUEEN

Sundays ALRVs are used on 501 QUEEN and, from May to August, on 511 BATHURST.



SERVICE SUMMARY

TORONTO TRANSIT COMMISSION

August 1 to September 4, 2010

Summary of vehicles and trains in service

	MONDAY-FRIDAY						SATURDAY						SUNDAY					
	After-noon	Early Evening	Late Evening	Over-night	Early Morning	Morning	After-noon	Early Evening	Late Evening	Over-night	Early Morning	Morning	After-noon	Early Evening	Late Evening	Over-night		
	Morning	Midday																
BUSES																		
Arrow Road Garage																		
12m lift-equipped buses	46	38	49	27	17	0	17	24	25	23	14	0	12	19	19	16	10	0
12m low-floor buses	162	102	156	89	57	9	63	97	99	86	49	9	43	78	81	66	43	9
Total, Arrow Road Garage	208	140	205	116	74	9	80	121	124	109	63	9	55	97	100	82	53	9
Birchmount Garage																		
12m non-accessible buses	7	4	7	0	0	0	0	0	0	0	0	0	0	0	0	0	0	0
12m low-floor buses	140	96	137	86	58	6	68	83	84	63	51	6	49	72	75	54	49	4
Total, Birchmount Garage	147	100	144	86	58	6	68	83	84	63	51	6	49	72	75	54	49	4
Eglinton Garage																		
12m non-accessible buses	0	3	3	0	0	0	0	0	0	0	0	0	0	0	0	0	0	0
12m low-floor buses	216	125	195	120	69	6	79	121	122	92	54	8	75	101	101	74	55	7
Total, Eglinton Garage	216	128	198	120	69	6	79	121	122	92	54	8	75	101	101	74	55	7
Malvern Garage																		
12m non-accessible buses	6	0	6	0	0	0	0	0	0	0	0	0	0	0	0	0	0	0
12m lift-equipped buses	92	48	84	45	28	1	19	41	41	25	11	1	25	35	35	19	14	1
12m low-floor buses	124	77	120	78	48	4	60	82	83	61	38	4	39	61	61	53	32	4
Total, Malvern Garage	222	125	210	123	76	5	79	123	124	86	49	5	64	96	96	72	46	5
Mount Dennis Garage																		
12m non-accessible buses	50	26	43	22	15	2	0	0	0	0	0	0	0	0	0	0	0	0
12m low-floor buses	172	108	160	95	65	4	97	148	148	98	68	5	76	114	114	83	64	5
Total, Mount Dennis	222	134	203	117	80	6	97	148	148	98	68	5	76	114	114	83	64	5
Queensway Garage																		
12m non-accessible buses	13	9	15	8	6	0	4	7	7	4	4	0	3	7	7	4	4	0
12m low-floor buses	102	74	102	58	43	3	47	62	68	50	38	3	35	51	53	44	38	3
Total, Queensway Garage	115	83	117	66	49	3	51	69	75	54	42	3	38	58	60	48	42	3
Wilson Garage																		
12m non-accessible buses	11	8	12	6	4	0	0	0	0	0	6	0	0	0	0	0	0	0
12m lift-equipped buses	44	28	41	25	20	0	23	33	36	24	11	0	11	28	28	11	8	0
12m low-floor buses	157	91	142	78	56	5	69	80	82	64	55	4	60	75	75	60	52	7
Total, Wilson Garage	212	127	195	109	80	5	92	113	118	88	72	4	71	103	103	71	60	7
Total, BUSES																		
12m non-accessible buses	87	50	86	36	25	2	4	7	7	4	10	0	3	7	7	4	4	0
12m lift-equipped buses	182	114	174	97	65	1	59	98	102	72	36	1	48	82	82	46	32	1
12m low-floor buses	1073	673	1012	604	396	37	483	673	686	514	353	39	377	552	560	434	333	39
Total, all buses	1342	837	1272	737	486	40	546	778	795	590	399	40	428	641	649	484	369	40

Notes:
SERVICE OUTSIDE TORONTO
 Service is operated outside Toronto on the following routes:
 160 BATHURST NORTH, 17 BIRCHMOUNT, 105 DUFFERIN NORTH, 32 EGLINTON WEST, 37 ISLINGTON, 35 JANE, 107 KEELE NORTH, 58 MALTON, 102 MARKHAM RD, 129 MCCOWAN NORTH, 24 VICTORIA PARK, 224 VICTORIA PARK NORTH, 68 WARDEN and 165 WESTON RD NORTH.

Bus numbers include buses required for City and/or TTC construction.

	MONDAY-FRIDAY						SATURDAY						SUNDAY					
	After-noon	Early Evening	Late Evening	Over-night	Early Morning	Morning	After-noon	Early Evening	Late Evening	Over-night	Early Morning	Morning	After-noon	Early Evening	Late Evening	Over-night		
	Morning	Midday																
STREETCARS																		
Roncesvalles Carhouse																		
CLRVs	78	61	79	50	35	2	37	60	60	41	33	2	26	42	42	29	23	2
ALRVs	25	18	18	17	13	2	12	22	22	17	13	2	12	24	24	20	14	2
Total, Roncesvalles	103	79	97	67	48	4	49	82	82	58	46	4	38	66	66	49	37	4
Russell Carhouse																		
CLRVs	59	57	63	47	23	1	30	54	54	45	24	1	24	47	47	37	21	1
ALRVs	11	11	11	10	7	1	9	18	18	14	9	1	7	12	12	11	9	1
Total, Russell Carhouse	70	68	74	57	30	2	39	72	72	59	33	2	31	59	59	48	30	2
Total, STREETCARS																		
CLRVs	137	118	142	97	58	3	67	114	114	86	57	3	50	89	89	66	44	3
ALRVs	36	29	29	27	20	3	21	40	40	31	22	3	19	36	36	31	23	3
Total, all streetcars	173	147	171	124	78	6	88	154	154	117	79	6	69	125	125	97	67	6
SUBWAY																		
Wilson Carhouse																		
4-car subway trains	4	4	4	4	4	0	4	4	4	4	4	0	0	4	4	4	4	0
6-car subway trains	46	29	43	27	23	0	23	28	28	23	23	0	0	23	23	23	23	0
Greenwood Carhouse																		
6-car subway trains	35	22	34	24	20	0	20	20	21	20	20	0	0	20	20	20	20	0
Total, SUBWAY TRAINS																		
4-car subway trains	4	4	4	4	4	0	4	4	4	4	4	0	0	4	4	4	4	0
6-car subway trains	81	51	77	51	43	0	43	48	49	43	43	0	0	43	43	43	43	0
Total, all subway trains	85	55	81	55	47	0	47	52	53	47	47	0	0	47	47	47	47	0
McCowan Carhouse																		
4-car RT trains	6	4	6	4	4	0	4	4	4	4	4	0	0	4	4	4	4	0

ARTICULATED STREETCARS (ALRVs)
 Monday to Friday ALRVs are used on 501 QUEEN, some morning peak-period runs on 504 KING
 Saturdays ALRVs are used on 501 QUEEN
 Sundays ALRVs are used on 501 QUEEN and, from May to August, on 511 BATHURST.

Alphabetical list of routes, with route direction and operating division

BUSES

192 Airport Rocket	NS	Qsy
117 Alness	NS	Wil
99 Arrow Rd	NS	Arw
5 Avenue Rd	NS	MtD
61 Avenue Rd North	NS	Wil
7 Bathurst	NS	Wil
160 Bathurst North	NS	Wil
310 Bathurst	NS	Wil
6 Bay	NS	MtD
11 Bayview	NS	Wil
9 Bellamy	NS	Bir
17 Birchmount	NS	Egl
49 Bloor West	EW	Qsy
300 Bloor-Danforth	EW	B/E/MtD/Q
21 Brimley	NS	Mal
8 Broadview	NS	Bir
50 Burnhamthorpe	EW	Qsy
120 Calvington	EW	Arw
126 Christie	NS	MtD
20 Cliffside	EW	Bir
87 Cosburn	EW	Bir
22 Coxwell	NS	Bir
322 Coxwell	NS	Bir
42 Cummer	EW	Wil
113 Danforth	EW	Bir
302 Danforth Rd-McCowan	NS	Bir
127 Davenport	EW	MtD
28 Davisville	EW	Wil
23 Dawes	NS	Bir
25 Don Mills	NS	Egl
303 Don Mills	NS	Egl
108 Downsview	EW	Arw
142 Downtown/Avenue Rd Express	NS	Wil
143 Downtown/Beach Express	EW	Bir
144 Downtown/Don Valley Express	NS	Egl
145 Downtown/Humber Bay Express	NS	Qsy
141 Downtown/Mt Pleasant Express	NS	MtD
125 Drewry	EW	Wil
29 Dufferin	NS	Wil
329 Dufferin	NS	MtD/Wil
105 Dufferin North	NS	Wil
26 Dupont	EW	MtD
111 East Mall	NS	Qsy
404 East York Community Bus	EW	W-T
34 Eglinton East	EW	Egl
305 Eglinton East	EW	Egl
32 Eglinton West	EW	MtD
307 Eglinton West	EW	MtD
405 Etobicoke Community Bus	EW	W-T
15 Evans	EW	Qsy
193 Exhibition Rocket	NS	Wil
104 Faywood	NS	Wil

39 Finch East	EW	Mal
308 Finch East	EW	Arw/Mal
36 Finch West	EW	Arw
309 Finch West	EW	Arw/Mal
139 Finch-Don Mills	EW	Mal
100 Flemingdon Park	NS	Egl
33 Forest Hill	NS	Wil
135 Gerrard	EW	Bir
14 Glencairn	EW	Wil
122 Graydon Hall	EW	Wil
31 Greenwood	NS	Bir
38 Highland Creek	EW	Mal
191 Highway 27 Rocket	NS	Arw
169 Huntingwood	EW	Egl
37 Islington	NS	Arw
311 Islington	NS	Arw
110 Islington South	NS	Qsy
35 Jane	NS	Arw
313 Jane	NS	Arw
83 Jones	NS	Bir
40 Junction	EW	MtD
41 Keele	NS	MtD
107 Keele North	NS	Wil
43 Kennedy	NS	Egl
12 Kingston Rd	EW	Bir
45 Kipling	NS	Qsy
44 Kipling South	NS	Qsy
30 Lambton	EW	Qsy
47 Lansdowne	NS	MtD
54 Lawrence East	EW	Egl
354 Lawrence East	EW	Egl
400 Lawrence Manor Community Bus	EW	W-T
52 Lawrence West	EW	MtD
352 Lawrence West	EW	MtD
162 Lawrence-Donway	EW	Wil
56 Leaside	NS	Wil
51 Leslie	NS	Wil
64 Main	NS	Bir
58 Malton	EW	MtD
59 Maple Leaf	EW	MtD
102 Markham Rd	NS	Bir
46 Martin Grove	NS	Arw
16 McCowan	NS	Bir
129 McCowan North	NS	Mal
130 Middlefield	NS	Mal
57 Midland	NS	Bir
132 Milner	EW	Mal
116 Morningside	EW	Egl
62 Mortimer	EW	Bir
171 Mt Dennis	NS	MtD
74 Mt Pleasant	NS	Wil
103 Mt Pleasant North	NS	Wil

133 Neilson	NS	Mal
131 Nugget	EW	Mal
70 O'Connor	EW	Egl
63 Ossington	NS	MtD
316 Ossington	NS	MtD/Wil
72 Pape	NS	Bir
101 Parc Downsview Park	EW	Arw
402 Parkdale Community Bus	NS	W-T
65 Parliament	NS	Bir
67 Pharmacy	NS	Egl
167 Pharmacy North	NS	Bir
66 Prince Edward	NS	Qsy
134 Progress	NS	Mal
80 Queensway	EW	Qsy
109 Ranees	NS	Wil
48 Rathburn	EW	Qsy
161 Rogers Rd	EW	MtD
82 Rosedale	EW	Wil
73 Royal York	NS	Qsy
76 Royal York South	NS	Qsy
71 Runnymede	NS	MtD
86 Scarborough	EW	Egl
190 Scarborough Centre Rocket	EW	Mal
79 Scarlett Rd	NS	MtD
85 Sheppard East	EW	Mal
385 Sheppard East	EW	Mal
84 Sheppard West	EW	Arw
75 Sherbourne	NS	Wil
123 Shorncliffe	NS	Qsy
115 Silver Hills	EW	Wil
403 South Don Mills Community Bus	NS	W-T
88 South Leaside	EW	Wil
78 St Andrews	EW	Wil
312 St Clair	EW	Arw
53 Steeles East	EW	Mal
353 Steeles East	EW	Mal
60 Steeles West	EW	Arw
124 Sunnybrook	EW	Wil
77 Swansea	NS	MtD
168 Symington	NS	MtD
81 Thorncliffe Park	NS	Bir
10 Van Horne	EW	Wil
90 Vaughan	NS	MtD
24 Victoria Park	NS	Bir
324 Victoria Park	NS	Bir
224 Victoria Park North	NS	Egl
68 Warden	NS	Egl
69 Warden South	NS	Bir
55 Warren Park	NS	MtD
94 Wellesley	EW	MtD
112 West Mall	NS	Qsy
89 Weston	NS	MtD
165 Weston Rd North	EW	Arw

98 Willowdale-Senlac	EW	Wil
96 Wilson	EW	Arw
319 Wilson	EW	Arw
91 Woodbine	NS	Bir
92 Woodbine South	NS	Bir
97 Yonge	NS	Wil
320 Yonge	NS	Egl/Wil/MtD
95 York Mills	EW	Mal/Wil
321 York Mills	EW	Mal
106 York University	NS	Wil
196 York University Rocket	NS	Wil

STREETCARS

511 Bathurst	NS	Ron
506 Carlton	EW	Ron/Rus
306 Carlton	EW	Ron/Rus
502 Downtowner	EW	Rus
505 Dundas	EW	Ron/Rus
509 Harbourfront	EW	Ron
504 King	EW	Ron/Rus
503 Kingston Rd	EW	Rus
508 Lake Shore	EW	Ron
501 Queen	EW	Ron/Rus
301 Queen	EW	Ron/Rus
510 Spadina	NS	Rus
512 St Clair	EW	Ron

RAPID TRANSIT

1 Yonge-University-Spadina Subway	NS	WilSub
2 Bloor-Danforth Subway	EW	DanSub
3 Scarborough RT	NS	DanSub
4 Sheppard Subway	EW	WilSub

- ☞ — Transit-priority traffic signals on route
- ♿ — Accessible service using lift-equipped buses
- ♿ — Accessible service using low-floor buses
- 🚲 — Bike rack service
- ✳ — Seasonal, special-event, or temporary construction service

158 of 168 bus routes are accessible
 153 of 168 bus routes are bike rack equipped

Numerical list of routes, with route direction and operating division

BUSES

5 Avenue Rd ດໍ ັ ັ	NS	MtD
6 Bay ດໍ ັ ັ	NS	MtD
7 Bathurst ັ ັ ັ ັ	NS	Wil
8 Broadview ດໍ ັ ັ	NS	Bir
9 Bellamy ດໍ ັ ັ	NS	Bir
10 Van Horne ດໍ ັ ັ	EW	Wil
11 Bayview ດໍ ັ ັ	NS	Wil
12 Kingston Rd ດໍ ັ ັ	EW	Bir
14 Glencairn ດໍ ັ ັ	EW	Wil
15 Evans ດໍ ັ ັ	EW	Qsy
16 McCowan ດໍ ັ ັ	NS	Bir
17 Birchmount ດໍ ັ ັ	NS	Egl
20 Cliffside ດໍ ັ ັ	EW	Bir
21 Brimley ດໍ ັ ັ	NS	Mal
22 Coxwell ດໍ ັ ັ	NS	Bir
23 Dawes ດໍ ັ ັ	NS	Bir
24 Victoria Park ດໍ ັ ັ	NS	Bir
25 Don Mills ດໍ ັ ັ	NS	Egl
26 Dupont ດໍ ັ ັ	EW	MtD
28 Davisville ດໍ ັ ັ	EW	Wil
29 Dufferin ັ ັ ັ ັ ັ ັ	NS	Wil
30 Lambton ດໍ ັ ັ	EW	Qsy
31 Greenwood ດໍ ັ ັ	NS	Bir
32 Eglinton West ດໍ ັ ັ	EW	MtD
33 Forest Hill ດໍ ັ ັ	NS	Wil
34 Eglinton East ດໍ ັ ັ	EW	Egl
35 Jane ດໍ ັ ັ ັ ັ	NS	Arw
36 Finch West ດໍ ັ ັ ັ ັ	EW	Arw
37 Islington ດໍ ັ ັ	NS	Arw
38 Highland Creek ດໍ ັ ັ	EW	Mal
39 Finch East ດໍ ັ ັ ັ	EW	Mal
40 Junction ດໍ ັ ັ	EW	MtD
41 Keele ດໍ ັ ັ	NS	MtD
42 Cummer ດໍ ັ ັ	EW	Wil
43 Kennedy ດໍ ັ ັ	NS	Egl
44 Kipling South ດໍ ັ ັ	NS	Qsy
45 Kipling ດໍ ັ ັ	NS	Qsy
46 Martin Grove ດໍ ັ ັ	NS	Arw
47 Lansdowne ດໍ ັ ັ	NS	MtD
48 Rathburn ດໍ ັ ັ	EW	Qsy
49 Bloor West ດໍ ັ ັ	EW	Qsy
50 Burnhamthorpe ດໍ ັ ັ	EW	Qsy
51 Leslie ດໍ ັ ັ	NS	Wil
52 Lawrence West ດໍ ັ ັ	EW	MtD
53 Steeles East ດໍ ັ ັ ັ	EW	Mal
54 Lawrence East ດໍ ັ ັ	EW	Egl
55 Warren Park ດໍ ັ ັ	NS	MtD
56 Leaside ດໍ ັ ັ	NS	Wil
57 Midland ດໍ ັ ັ	NS	Bir
58 Malton ດໍ ັ ັ	EW	MtD

59 Maple Leaf ດໍ ັ ັ	EW	MtD
60 Steeles West ດໍ ັ ັ	EW	Arw
61 Avenue Rd North ດໍ ັ ັ	NS	Wil
62 Mortimer ດໍ ັ ັ	EW	Bir
63 Ossington ດໍ ັ ັ	NS	MtD
64 Main ດໍ ັ ັ	NS	Bir
65 Parliament ດໍ ັ ັ	NS	Bir
66 Prince Edward ດໍ ັ ັ	NS	Qsy
67 Pharmacy ດໍ ັ ັ	NS	Egl
68 Warden ດໍ ັ ັ	NS	Egl
69 Warden South ດໍ ັ ັ	NS	Bir
70 O'Connor ດໍ ັ ັ	EW	Egl
71 Runnymede ດໍ ັ ັ	NS	MtD
72 Pape ດໍ ັ ັ	NS	Bir
73 Royal York ດໍ ັ ັ	NS	Qsy
74 Mt Pleasant ດໍ ັ ັ	NS	Wil
75 Sherbourne ັ ັ ັ ັ	NS	Wil
76 Royal York South ດໍ ັ ັ	NS	Qsy
77 Swansea ດໍ ັ ັ	NS	MtD
78 St Andrews ດໍ ັ ັ	EW	Wil
79 Scarlett Rd ດໍ ັ ັ	NS	MtD
80 Queensway ດໍ ັ ັ	EW	Qsy
81 Thorncliffe Park ດໍ ັ ັ	NS	Bir
82 Rosedale ດໍ ັ ັ	EW	Wil
83 Jones ດໍ ັ ັ	NS	Bir
84 Sheppard West ດໍ ັ ັ	EW	Arw
85 Sheppard East ດໍ ັ ັ	EW	Mal
86 Scarborough ດໍ ັ ັ	EW	Egl
87 Cosburn ດໍ ັ ັ	EW	Bir
88 South Leaside ດໍ ັ ັ	EW	Wil
89 Weston ດໍ ັ ັ	NS	MtD
90 Vaughan ດໍ ັ ັ	NS	MtD
91 Woodbine ດໍ ັ ັ	NS	Bir
92 Woodbine South ດໍ ັ ັ	NS	Bir
94 Wellesley ດໍ ັ ັ	EW	MtD
95 York Mills ດໍ ັ ັ	EW	Mal/Wil
96 Wilson ດໍ ັ ັ ັ	EW	Arw
97 Yonge ດໍ ັ ັ	NS	Wil
98 Willowdale-Senlac ດໍ ັ ັ	EW	Wil
99 Arrow Rd ດໍ ັ ັ	NS	Arw
100 Flemingdon Park ດໍ ັ ັ	NS	Egl
101 Parc Downsview Park ດໍ ັ ັ	EW	Arw
102 Markham Rd ດໍ ັ ັ	NS	Bir
103 Mt Pleasant North ດໍ ັ ັ	NS	Wil
104 Faywood ດໍ ັ ັ	NS	Wil
105 Dufferin North ດໍ ັ ັ	NS	Wil
106 York University ດໍ ັ ັ	NS	Wil
107 Keele North ດໍ ັ ັ ັ	NS	Wil
108 Downsview ດໍ ັ ັ	EW	Arw
109 Ranee ດໍ ັ ັ	NS	Wil
110 Islington South ດໍ ັ ັ	NS	Qsy

111 East Mall ດໍ ັ ັ	NS	Qsy
112 West Mall ດໍ ັ ັ	NS	Qsy
113 Danforth ດໍ ັ ັ	EW	Bir
115 Silver Hills ດໍ ັ ັ	EW	Wil
116 Morningside ດໍ ັ ັ	EW	Egl
117 Alness ດໍ ັ ັ	NS	Wil
120 Calvington ດໍ ັ ັ	EW	Arw
122 Graydon Hall ດໍ ັ ັ	EW	Wil
123 Shorncliffe ດໍ ັ ັ	NS	Qsy
124 Sunnybrook ດໍ ັ ັ	EW	Wil
125 Drewry ດໍ ັ ັ	EW	Wil
126 Christie ດໍ ັ ັ	NS	MtD
127 Davenport ດໍ ັ ັ	EW	MtD
129 McCowan North ດໍ ັ ັ	NS	Mal
130 Middlefield ດໍ ັ ັ ັ	NS	Mal
131 Nugget ດໍ ັ ັ	EW	Mal
132 Milner ດໍ ັ ັ	EW	Mal
133 Neilson ດໍ ັ ັ	NS	Mal
134 Progress ດໍ ັ ັ	NS	Mal
135 Gerrard ດໍ ັ ັ	EW	Bir
139 Finch-Don Mills ດໍ ັ ັ ັ	EW	Mal
141 Downtown/Mt Pleasant Express ດໍ ັ ັ	NS	MtD
142 Downtown/Avenue Rd Express ດໍ ັ ັ	NS	Wil
143 Downtown/Beach Express ດໍ ັ ັ	EW	Bir
144 Downtown/Don Valley Express ດໍ ັ ັ	NS	Egl
145 Downtown/Humber Bay Express ດໍ ັ ັ	NS	Qsy
160 Bathurst North ັ ັ ັ ັ	NS	Wil
161 Rogers Rd ດໍ ັ ັ	EW	MtD
162 Lawrence-Donway ດໍ ັ ັ	EW	Wil
165 Weston Rd North ດໍ ັ ັ ັ	EW	Arw
167 Pharmacy North ດໍ ັ ັ	NS	Bir
168 Symington ດໍ ັ ັ	NS	MtD
169 Huntingwood ດໍ ັ ັ	EW	Egl
171 Mt Dennis ດໍ ັ ັ	NS	MtD
190 Scarborough Centre Rocket ດໍ ັ ັ	EW	Mal
191 Highway 27 Rocket ດໍ ັ ັ	NS	Arw
192 Airport Rocket ດໍ ັ ັ	NS	Qsy
193 Exhibition Rocket ດໍ ັ ັ ັ	NS	Wil
196 York University Rocket ດໍ ັ ັ	NS	Wil
224 Victoria Park North ດໍ ັ ັ	NS	Egl
300 Bloor-Danforth ດໍ ັ ັ	EW	B/E/MtD/Q
302 Danforth Rd-McCowan ດໍ ັ ັ	NS	Bir
303 Don Mills ດໍ ັ ັ	NS	Egl
305 Eglinton East ດໍ ັ ັ	EW	Egl
307 Eglinton West ດໍ ັ ັ	EW	MtD
308 Finch East ດໍ ັ ັ	EW	Arw/Mal
309 Finch West ດໍ ັ ັ ັ	EW	Arw/Mal
310 Bathurst ັ ັ ັ ັ	NS	Wil
311 Islington ດໍ ັ ັ	NS	Arw
312 St Clair ດໍ ັ ັ	EW	Arw
313 Jane ດໍ ັ ັ ັ	NS	Arw

316 Ossington ດໍ ັ ັ	NS	MtD/Wil
319 Wilson ດໍ ັ ັ	EW	Arw
320 Yonge ດໍ ັ ັ	NS	Egl/Wil/MtD
321 York Mills ດໍ ັ ັ	EW	Mal
322 Coxwell ດໍ ັ ັ	NS	Bir
324 Victoria Park ດໍ ັ ັ	NS	Bir
329 Dufferin ັ ັ ັ ັ	NS	MtD/Wil
352 Lawrence West ດໍ ັ ັ	EW	MtD
353 Steeles East ດໍ ັ ັ ັ	EW	Mal
354 Lawrence East ດໍ ັ ັ	EW	Egl
385 Sheppard East ດໍ ັ ັ	EW	Mal
400 Lawrence Manor Community Bus ດໍ ັ ັ	EW	W-T
402 Parkdale Community Bus ດໍ ັ ັ	NS	W-T
403 South Don Mills Community Bus ດໍ ັ ັ	NS	W-T
404 East York Community Bus ດໍ ັ ັ	EW	W-T
405 Etobicoke Community Bus ດໍ ັ ັ	EW	W-T

STREETCARS

301 Queen ັ ັ	EW	Ron/Rus
306 Carlton ັ ັ	EW	Ron/Rus
501 Queen ັ ັ	EW	Ron/Rus
502 Downtowner ັ ັ	EW	Rus
503 Kingston Rd ັ ັ	EW	Rus
504 King ັ ັ	EW	Ron/Rus
505 Dundas ັ ັ	EW	Ron/Rus
506 Carlton ັ ັ	EW	Ron/Rus
508 Lake Shore ັ ັ	EW	Ron
509 Harbourfront ັ ັ	EW	Ron
510 Spadina ັ ັ	NS	Rus
511 Bathurst ັ ັ	NS	Ron
512 St Clair ັ ັ	EW	Ron

RAPID TRANSIT

1 Yonge-University-Spadina Subway ດໍ ັ ັ	NS	WilSub
2 Bloor-Danforth Subway ດໍ ັ ັ	EW	DanSub
3 Scarborough RT ດໍ ັ ັ	NS	DanSub
4 Sheppard Subway ດໍ ັ ັ	EW	WilSub

- ໂຮງ — Transit-priority traffic signals on route
- ດໍ ັ ັ — Accessible service using lift-equipped buses
- ດໍ ັ — Accessible service using low-floor buses
- ໂຮງ — Bike rack service
- ໂຮງ — Seasonal, special-event, or temporary construction service

158 of 168 bus routes are accessible
 153 of 168 bus routes are bike rack equipped

List of routes by operating division, June 2010

ARROW ROAD DIVISION

99 Arrow Rd	NS	Arw
120 Calvington	EW	Arw
108 Downsview	EW	Arw
36 Finch West	EW	Arw
308 Finch East	EW	Arw/Mal
309 Finch West	EW	Arw/Mal
191 Highway 27 Rocket	NS	Arw
37 Islington	NS	Arw
311 Islington	NS	Arw
35 Jane	NS	Arw
313 Jane	NS	Arw
46 Martin Grove	NS	Arw
101 Parc Downsview Park	EW	Arw
84 Sheppard West	EW	Arw
312 St Clair	EW	Arw
60 Steeles West	EW	Arw
165 Weston Rd North	EW	Arw
96 Wilson	EW	Arw
319 Wilson	EW	Arw

BIRCHMOUNT DIVISION

9 Bellamy	NS	Bir
300 Bloor-Danforth	EW	B/E/MtD/Q
8 Broadview	NS	Bir
20 Cliffside	EW	Bir
87 Cosburn	EW	Bir
22 Coxwell	NS	Bir
322 Coxwell	NS	Bir
113 Danforth	EW	Bir
302 Danforth Rd-McCowan	NS	Bir
23 Dawes	NS	Bir
143 Downtown/Beach Express	EW	Bir
135 Gerrard	EW	Bir
31 Greenwood	NS	Bir
83 Jones	NS	Bir
12 Kingston Rd	EW	Bir
64 Main	NS	Bir
102 Markham Rd	NS	Bir
16 McCowan	NS	Bir
57 Midland	NS	Bir
62 Mortimer	EW	Bir
72 Pape	NS	Bir
65 Parliament	NS	Bir
167 Pharmacy North	NS	Bir
81 Thorncliffe Park	NS	Bir
24 Victoria Park	NS	Bir
324 Victoria Park	NS	Bir
69 Warden South	NS	Bir
91 Woodbine	NS	Bir
92 Woodbine South	NS	Bir

DANFORTH DIVISION

2 Bloor-Danforth Subway	EW	DanSub
3 Scarborough RT	NS	DanSub

EGLINTON DIVISION

17 Birchmount	NS	Egl
300 Bloor-Danforth	EW	B/E/MtD/Q
25 Don Mills	NS	Egl
303 Don Mills	NS	Egl
144 Downtown/Don Valley Express	NS	Egl
34 Eglinton East	EW	Egl
305 Eglinton East	EW	Egl
100 Flemingdon Park	NS	Egl
169 Huntingwood	EW	Egl
43 Kennedy	NS	Egl
54 Lawrence East	EW	Egl
354 Lawrence East	EW	Egl
116 Morningside	EW	Egl
70 O'Connor	EW	Egl
67 Pharmacy	NS	Egl
86 Scarborough	EW	Egl
224 Victoria Park North	NS	Egl
68 Warden	NS	Egl
320 Yonge	NS	Egl/Wil/MtD

MALVERN DIVISION

21 Brimley	NS	Mal
39 Finch East	EW	Mal
308 Finch East	EW	Arw/Mal
309 Finch West	EW	Arw/Mal
139 Finch-Don Mills	EW	Mal
38 Highland Creek	EW	Mal
129 McCowan North	NS	Mal
130 Middlefield	NS	Mal
132 Milner	EW	Mal
133 Neilson	NS	Mal
131 Nugget	EW	Mal
134 Progress	NS	Mal
190 Scarborough Centre Rocket	EW	Mal
85 Sheppard East	EW	Mal
385 Sheppard East	EW	Mal
53 Steeles East	EW	Mal
353 Steeles East	EW	Mal
95 York Mills	EW	Mal/Wil
321 York Mills	EW	Mal

MOUNT DENNIS DIVISION

5 Avenue Rd	NS	MtD
6 Bay	NS	MtD
300 Bloor-Danforth	EW	B/E/MtD/Q
126 Christie	NS	MtD
127 Davenport	EW	MtD
141 Downtown/Mt Pleasant Express	NS	MtD
329 Dufferin	NS	MtD/Wil
26 Dupont	EW	MtD
32 Eglinton West	EW	MtD
307 Eglinton West	EW	MtD
40 Junction	EW	MtD
41 Keele	NS	MtD
47 Lansdowne	NS	MtD

52 Lawrence West	EW	MtD
352 Lawrence West	EW	MtD
58 Malton	EW	MtD
59 Maple Leaf	EW	MtD
171 Mt Dennis	NS	MtD
63 Ossington	NS	MtD
316 Ossington	NS	MtD/Wil
161 Rogers Rd	EW	MtD
71 Runnymede	NS	MtD
79 Scarlett Rd	NS	MtD
77 Swansea	NS	MtD
168 Symington	NS	MtD
90 Vaughan	NS	MtD
55 Warren Park	NS	MtD
94 Wellesley	EW	MtD
89 Weston	NS	MtD
320 Yonge	NS	Egl/Wil/MtD

QUEENSWAY DIVISION

192 Airport Rocket	NS	Qsy
49 Bloor West	EW	Qsy
300 Bloor-Danforth	EW	B/E/MtD/Q
50 Burnhamthorpe	EW	Qsy
145 Downtown/Humber Bay Express	NS	Qsy
111 East Mall	NS	Qsy
15 Evans	EW	Qsy
110 Islington South	NS	Qsy
44 Kipling South	NS	Qsy
45 Kipling	NS	Qsy
30 Lambton	EW	Qsy
66 Prince Edward	NS	Qsy
80 Queensway	EW	Qsy
48 Rathburn	EW	Qsy
73 Royal York	NS	Qsy
76 Royal York South	NS	Qsy
123 Shorncliffe	NS	Qsy
112 West Mall	NS	Qsy

RONCESVALLES DIVISION

511 Bathurst	NS	Ron
506 Carlton	EW	Ron/Rus
306 Carlton	EW	Ron/Rus
505 Dundas	EW	Ron/Rus
509 Harbourfront	EW	Ron
504 King	EW	Ron/Rus
508 Lake Shore	EW	Ron
501 Queen	EW	Ron/Rus
301 Queen	EW	Ron/Rus
512 St Clair	EW	Ron

RUSSELL DIVISION

506 Carlton	EW	Ron/Rus
306 Carlton	EW	Ron/Rus
502 Downtowner	EW	Rus
505 Dundas	EW	Ron/Rus
504 King	EW	Ron/Rus
503 Kingston Rd	EW	Rus

501 Queen	EW	Ron/Rus
301 Queen	EW	Ron/Rus
510 Spadina	NS	Rus

WILSON DIVISION — BUS

117 Alness	NS	Wil
61 Avenue Rd North	NS	Wil
7 Bathurst	NS	Wil
160 Bathurst North	NS	Wil
310 Bathurst	NS	Wil
11 Bayview	NS	Wil
42 Cummer	EW	Wil
28 Davisville	EW	Wil
142 Downtown/Avenue Rd Express	NS	Wil
125 Drewry	EW	Wil
29 Dufferin	NS	Wil
105 Dufferin North	NS	Wil
329 Dufferin	NS	MtD/Wil
193 Exhibition Rocket	NS	Wil
104 Faywood	NS	Wil
33 Forest Hill	NS	Wil
14 Glencairn	EW	Wil
122 Graydon Hall	EW	Wil
107 Keele North	NS	Wil
162 Lawrence-Donway	EW	Wil
56 Leaside	NS	Wil
51 Leslie	NS	Wil
74 Mt Pleasant	NS	Wil
103 Mt Pleasant North	NS	Wil
316 Ossington	NS	MtD/Wil
109 Ranees	NS	Wil
82 Rosedale	EW	Wil
75 Sherbourne	NS	Wil
115 Silver Hills	EW	Wil
88 South Leaside	EW	Wil
78 St Andrews	EW	Wil
124 Sunnybrook	EW	Wil
10 Van Horne	EW	Wil
98 Willowdale-Senlac	EW	Wil
97 Yonge	NS	Wil
320 Yonge	NS	Egl/Wil/MtD
95 York Mills	EW	Mal/Wil
106 York University	NS	Wil
196 York University Rocket	NS	Wil

WILSON DIVISION — SUBWAY



































1 Yonge-University-Spadina Subway	NS	WilSub
4 Sheppard Subway	EW	WilSub

WHEEL-TRANS OPERATIONS






404 East York Community Bus	EW	W-T
400 Lawrence Manor Community Bus	EW	W-T
402 Parkdale Community Bus	NS	W-T
403 South Don Mills Community Bus	NS	W-T
405 Etobicoke Community Bus	EW	W-T



















List of rapid transit stations, with connecting routes

1 YONGE-UNIVERSITY-SPADINA SUBWAY

Finch  & 	36, 39, 42, 53, 60, 97, 125, GO buses, York Region Transit, VIVA, Brampton Transit
North York Centre  & 	97, GO buses
Sheppard-Yonge  & 	4, 84, 85, 97, 98, 196, GO buses
York Mills  & 	78, 95, 96, 97, 115, 122, 165, GO buses
Lawrence	52, 97, 124, 162
Eglinton  & 	5, 32, 34, 51, 54, 56, 61, 97, 100, 103
Davisville  & 	11, 14, 28, 97
St Clair  & 	74, 88, 97, 512
Summerhill	97
Rosedale	82, 97
Bloor-Yonge  & 	2, 97
Wellesley &  Bus	94, 97
College	97, 506
Dundas  & 	97, 505
Queen  & 	97, 141, 142, 143, 144, 501, 502
King	97, 503, 504, 508
Union  & 	6, 72, 97, 503, 509, 510, GO trains/buses
St Andrew (King Street)	503, 504, 508
Osgoode (Queen Street)  & 	141, 142, 143, 144, 501, 502
St Patrick (Dundas Street)	142, 505
Queen's Park (College Street)  & 	5, 142, 506
Museum	5, 94, 142
St George  & 	2, 26
Spadina *	2, 127, 510
Dupont	26, 127
St Clair West	7, 33, 90, 126, 512
Eglinton West  & 	32, 63, 109
Glencairn	14
Lawrence West &  Bus	52, 58, 59, 109, 400
Yorkdale	47, 109, GO buses, York Region Transit
Wilson	7, 29, 96, 104, 120, 160, 165
Downsview  & 	84, 101, 105, 106, 107, 108, 117, 196, VIVA






2 BLOOR-DANFORTH SUBWAY

Kipling  & 	30, 44, 45, 46, 49, 111, 112, 123, 191, 192, GO trains
Islington	37, 50, 110, Mississauga Transit
Royal York	15, 48, 73, 76
Old Mill	66
Jane  & 	26, 35, 55
Runnymede &  Bus	71, 77, 79
High Park	30
Keele	41, 80, 89









Dundas West  & 	40, 168, 193 ✨, 504, 505, GO trains
Lansdowne	47
Dufferin	29, 402
Ossington	63, 94, 161
Christie	126
Bathurst  & 	7, 511
Spadina  & * 	1, 127, 510
St George  & 	1, 26
Bay (Yorkville)	6
Bloor-Yonge  & 	1, 97
Sherbourne	75
Castle Frank &  Bus	65, 94
Broadview  & 	8, 62, 87, 100, 504, 505
Chester	
Pape	25, 72, 81
Donlands &  Bus	56, 83
Greenwood	31
Coxwell	22, 70
Woodbine	91, 92
Main Street  & 	20, 23, 62, 64, 87, 113, 135, 506, GO trains
Victoria Park	12, 24, 67, 404
Warden	9, 16, 17, 68, 69, 70, 102, 135
Kennedy  & 	3, 12, 20, 21, 34, 43, 57, 86, 113, 116, 131, GO trains



* No level access to 1 YONGE-UNIVERSITY-SPADINA subway platforms at Spadina Stn







3 SCARBOROUGH RT

Kennedy  & 	2, 12, 20, 21, 34, 43, 57, 86, 113, 116, 131, GO trains
Lawrence East &  SB	54
Ellesmere	95
Midland	57
Scarborough Centre  & 	9, 16, 21, 38, 43, 129, 130, 131, 132, 133, 134, 169, 190, GO buses
McCowan	9, 134





























4 SHEPPARD SUBWAY





Sheppard-Yonge  & 	1, 84, 85, 97, 98, 196, GO buses
Bayview  & 	11, 85
Leslie  & 	51, 85, GO trains
Bessarion  & 	85

Don Mills  & 	10, 24, 25, 85, 139, 167, 169, 190, 224, York Region Transit, VIVA
---	---

510 SPADINA streetcar and 509 HARBOURFRONT streetcar	
Spadina 	2, 127, 510
Queens Quay (Ferry Docks) 	6, 97, 509, 510
Union  & 	1, 6, 72, 97, 503, 509, 510, GO trains/buses
Exhibition  & 	29, 509, 511, GO trains

GO TRAIN STATIONS SERVED BY TTC

Toronto – Union Station  & 	See Union Station
Long Branch	110, 123, 501, 508, Mississauga Transit
Mimico	76
Exhibition  & 	29, 509, 511
Danforth  & 	See Main Street Station
Scarborough  & 	9, 12, 16, 20, 102, 113
Eglinton	9, 34, 86, 116
Guildwood  & 	86, 116
Rouge Hill  & 	38, 54, 85, Durham Region Transit
Malton  & 	58, Mississauga Transit
Etobicoke North & 	37, 45, Mississauga Transit
Weston & 	52, 58, 59, 79, 89
Bloor	See Dundas West Station
Maple & 	107, York Region Transit
Rutherford & 	107, York Region Transit
York University & 	41
Old Cummer & 	39, 42, 51
Oriole & 	4, 10, 51, 85, 115, 169
Kipling	See Kipling Station
Mount Joy & 	102, York Region Transit
Markham & 	102, York Region Transit
Centennial & 	129, York Region Transit
Milliken & 	43, 53, 57, York Region Transit
Agincourt & 	43, 57, 85
Kennedy  & 	See Kennedy Station

-  – Elevators to all levels
-  – Station fully accessible
-  SB – Level access to southbound platform (obstacles may exist at doors)
-  Bus – Level access from street to accessible buses (obstacles may exist at doors)
- ✨ – Seasonal, special-event, or temporary construction service

Twenty-nine of the TTC's 69 stations are accessible

Toronto Transit Commission
List of transit vehicles

Type	Vehicle number series	Model	Vehicles in service	Garage/ Carhouse	Built	Seats	Length	Accessible?	Kneeling?	Air conditioned?	Fuel/ Propulsion	Manufacturer
Bus	1000-1149	Orion VII	150	Arw, Mal, MtD, Wil	2006	38	12 m	Low floor &	Yes	Yes	Diesel-electric	Orion Bus Industries
Bus	1200-1423	Orion VII "Next Gen"	224	Arw, Mal, MtD, Wil	2007-2008	36	12 m	Low floor &	Yes	Yes	Diesel-electric	Daimler Buses North America
Bus	1500-1689	Orion VII "Next Gen"	190	MtD, Wil	2008	36	12 m	Low floor &	Yes	Yes	Diesel-electric	Daimler Buses North America
Bus	1700-1829	Orion VII "Next Gen"	130	Mal, Wil	2009	36	12 m	Low floor &	Yes	Yes	Diesel-electric	Daimler Buses North America
Bus	2240-2858	T6H5307N "New Look"	111	MtD, Wil	1981-1983	39	12 m	No	No	No	Diesel	General Motors
Bus	6210-6293	TC40102N "Classic"	2	MtD	1987	40	12 m	No	No	No	Diesel	General Motors
Bus	7000-7134	Orion V	135	Mal	1996	36	12 m	Lift &H	Yes	Yes	Diesel	Orion Bus Industries
Bus	7200-7251	RTS	52	Arw	1998	39	12 m	Lift &H	Yes	Yes	Diesel	Nova Bus
Bus	7300-7350	D40LF	51	Qsy	1998-1999	35	12 m	Low floor &	Yes	Yes	Diesel	New Flyer Industries
Bus	7400-7881	Orion VII	482	Bir, Egl	2002-2005	38	12 m	Low floor &	Yes	Yes	Diesel	Orion Bus Industries
Bus	7900-7979	Orion VII	80	Arw, Wil	2006	38	12 m	Low floor &	Yes	Yes	Diesel	Orion Bus Industries
Bus	8000-8099	Orion VII	100	Qsy	2007	38	12 m	Low floor &	Yes	Yes	Diesel	DaimlerChrysler CBNA
Bus	8100-8219	Orion VII "Next Gen"	36 of 120 ²	Wil	2010	36	12 m	Low floor &	Yes	Yes	Diesel	Daimler Buses North America
Bus	-	Orion VII "Next Gen"	35 ¹	-	2011	-	12 m	Low floor &	Yes	Yes	Diesel	Daimler Buses North America
Bus	-	Orion VII "Next Gen"	60 ¹	-	2012	-	12 m	Low floor &	Yes	Yes	Diesel	Daimler Buses North America
Bus	9400-9449	Orion V	50	Wil	1996	37	12 m	Lift &H	Yes	Yes	Diesel	Orion Bus Industries
Community Bus	9700-9706	Orion II	7	W-T	1991	17	8 m	Low floor &	Yes	Yes	Diesel	Ontario Bus Industries
Wheel-Trans Bus	9751-9889	ELF	138	W-T	1999-2003	5	7 m	Low floor &	Yes	Yes	Diesel	Overland Custom Coach
Wheel-Trans Bus	W100-W209	The Friendly Bus	110 ²	W-T	2009-2010	8	8 m	Low floor &	Yes	Yes	Diesel	American Bus Products Inc.
Streetcar	4000-4199	CLRV L-1, L-2	195	Ron, Rus	1977-1981	42-46	15 m	No	N/A	1 of 195	Electric	UTDC/SIG/Hawker Siddeley
Streetcar	4200-4251	ALRV L-3	52	Ron, Rus	1987-1989	61	23 m	No	N/A	No	Electric	UTDC/Can Car Rail
Streetcar	-	FLEXITY	0 of 204 ¹	-	2011-2018	-	30 m	Low floor &	N/A	Yes	Electric	Bombardier Inc.
Rapid transit car	3000-3027	S-1	28	McCowan	1983-1986	30	13 m	Level boarding &	N/A	Yes	Electric	UTDC/Metro Canada Ltd.
Subway car	5000-5371	T-1	372	GrnSub/WilSub	1995-2001	66	23 m	Level boarding &	N/A	Yes	Electric	Bombardier Inc.
Subway car	5381-5766	Toronto Rocket	0 of 234 ¹	-	2009-2011	60-68	23 m	Level boarding &	N/A	Yes	Electric	Bombardier Inc.
Subway car	-	Toronto Rocket	0 of 186 ¹	-	2012-2013	60-68	23 m	Level boarding &	N/A	Yes	Electric	Bombardier Inc.
Subway car	5576-5663	H-4	44	GrnSub	1974-1975	77	23 m	Level boarding &	N/A	No	Electric	Hawker Siddeley
Subway car	5670-5807	H-5	136	WilSub	1976-1979	76	23 m	Level boarding &	N/A	Yes	Electric	Hawker Siddeley
Subway car	5810-5935	H-6	126	GrnSub	1986-1989	76	23 m	Level boarding &	N/A	Yes	Electric	UTDC/Can Car Rail

Updated May 10, 2010. Sources: *Bus Maintenance Department Active Bus Allocation and Vehicle Roster Lists – Surface Vehicle Engineering.*

Abbreviations

Arw Arrow Road
 Bir Birchmount
 Egl Eglinton
 GrnSub..... Greenwood Subway
 Mal Malvern
 MtD Mount Dennis
 Qsy..... Queensway
 Ron..... Roncesvalles
 Rus Russell
 WilSub Wilson Subway
 W-T Wheel-Trans
 Wil..... Wilson Bus

"Vehicles in service" notes

1. Approved by Commission for future delivery.
2. Deliveries of new vehicles in progress.